

**No. 1!**  
BIGGEST AND BEST!

GET A C64? & THEN GET THIS!

**13**

# Commodore

FORMAT

## POWERTESTED

**MORE** Turbocharge  
**C64** Alien Storm  
Rod-Land  
**REVIEWS** Terminator 2  
**THAN** Rubicon  
**ANY** Never Ending  
**OTHER** Story 2  
**MAG!** Darkman

PLUS LOADS MORE...

**LOOK HERE**  
2 TERRIFIC GAMES!  
2 SUPERB DEMOS!  
**FREE!**  
STICKERS



Commodore!  
**2 COMPLETE GAMES!**  
**SUNBURST**  
**HACKER II**  
**POWER**  
**PACK**  
**2 DEMOS!**  
**TURBOCHARGE**  
**ROLLING**  
**RONNY**

Your new (plus really new) should sit just about here. This month there are some stickers inside too, so be sure to peel them rather than get the goods printed!

## FAST FORWARD WITH TURBOCHARGE

IT'S RIDICULOUSLY QUICK - BUT IS IT ANY GOOD?

Judge for yourself:

- Feel the speed in our stunning demo!
- Read our full review of the finished game!

**WIN!**  
A 5.25" floppy recorder  
**WIN!**  
A 3.5" disk drive!  
**WIN!**  
An inflatable whale!

**future**  
PUBLICATIONS  
The quarterly of ideas



GAMEBUSTERS - **FOUR** FULLY MAPPED PLAYER'S GUIDES!

# IT'S NOTHING...

## YOU ARE T-800

IN THE ACTION  
PACKED GAME-PLAY  
OF TERMINATOR 2,  
THE YEAR'S HIT MOVIE,  
AS IT EXPLODES  
ON TO YOUR  
COMPUTER SCREEN.  
SPECTACULAR  
GRAPHICS AND

FIERCE ANIMATION  
THROW YOU  
HEADLONG INTO  
THE FURIOUS  
STORYLINE OF THE  
BOX OFFICE SMASH...

AND A GAME YOU  
WILL NEVER FORGET.

IBM AMIGA  
ATARI ST  
COMMODORE 64  
AMSTRAD  
SPECTRUM



# TERMINATOR 2 JUDGMENT DAY™

# ...PERSONAL



**AKkaim™**

entertainment inc.

**ocean™**

AKKAIM™ AND MADE BY OF THE GUN™  
ARE TRADEMARKS OF AKKAIM ENTERTAINMENT INC.

6 CENTRAL STREET · MANCHESTER · M2 5NS  
TELEPHONE: 061 832 6633 · FAX: 061 834 0650

**MORE ACTION...MORE POWER...  
..MORE EXCITEMENT...!**

# Out Run Europa

Available on  
CBM 64/720,  
Amstrad Cassette & Disk,  
Spectrum Cassette  
Atari ST & Amiga



**THIS TIME ONLY YOUR WITS,  
COURAGE & SHEER DRIVING  
SKILL WILL DETERMINE  
YOUR FATE!**



© 1988 U.S. GOLD™. All rights reserved. Copying, trading,  
or distribution of this computer game is prohibited without permission  
of U.S. GOLD™. U.S. GOLD™ is a registered trademark of U.S. GOLD™.  
U.S. GOLD™, U.S. GOLD™ logo and U.S. GOLD™ logo are trademarks  
of U.S. GOLD™. U.S. GOLD™ logo is a registered trademark of U.S. GOLD™.



NUMBER - BRANDS OF NAME - ADDRESS TO WHICH  
TEL. 0442 343633

NAME OF THE GOLDEN PHONE - NAME OF ASSISTANT  
NUMBER OF EXTENSION - TEL. NUMBER OF ASSISTANT  
NAME OF THE GOLDEN PHONE - NAME OF ASSISTANT  
NUMBER OF EXTENSION - TEL. NUMBER OF ASSISTANT

OPERATION TIMES - 0900-2400 - 0900-2400 - TEL. 0442 343633

**NEED HELP? CALL THE  
GOLD PHONE  
HINTS & TIPS LINE**

Service available by U.S. GOLD™ (UK), UNITED LTD, HAYWARD WOOD, BRIMINGHAM B3 7BB

0442 343633 - 0900-2400 - 0900-2400 -  
0442 343633 - 0900-2400 - 0900-2400 -  
0442 343633 - 0900-2400 - 0900-2400 -  
0442 343633 - 0900-2400 - 0900-2400 -

0442 343633 - 0900-2400 - 0900-2400 -  
0442 343633 - 0900-2400 - 0900-2400 -  
0442 343633 - 0900-2400 - 0900-2400 -  
0442 343633 - 0900-2400 - 0900-2400 -

0442 343633 - 0900-2400 - 0900-2400 -  
0442 343633 - 0900-2400 - 0900-2400 -  
0442 343633 - 0900-2400 - 0900-2400 -  
0442 343633 - 0900-2400 - 0900-2400 -



Summer lingers on and the software houses are sweating over their new releases. You can't blame them when they're going to be . . .

# POWERTESTED!

## 32 TURBOCHARGE SYSTEM 3

Taking to the road again, we review the latest release to burn rubber and ask the question: Is it the Rolls Royce of race games or just a jolly? Check out the PowerTest inside.



## 71 RUBICON 21ST CENTURY ENTERTAINMENT

Continental copiers come up with a shoot 'em up that's totally original. Or, then again, maybe not.



## 64 DRAGONS KINGDOM GENIAS

They've hacked out a tough one. But has Genias bitten off more than it can chew?



## ROD-LAND

### 44 STORM

They said, "So cute it'll make you puke." Well, grab the barf bags, 'cos it's here. Will flower power ever be the same?



## 36 ALIEN STORM US GOLD

Are these visitors from outer space a threat to civilization as we know it or just maroons on a little shopping? Our review finds their antennas and takes you to their leader.



## 35 DARKMAN OCEAN

The dodgy geezer in the dirty donkey jacket does his stuff on the 64. But is he our hero or should we bring him back in the Ocean from which he came? Find out now.



## 66 NEVER ENDING STORY 2 LIMEL

Bastian and Atreyu find Fantasia under threat once more. But what is the danger this time? Is it a horde of reverting monsters

or could it be an absence of game challenge?



## 72 TERMINATOR 2 OCEAN

Another expensive film license finds its way onto our favorite micro. We give it our no-holds-barred PowerTest and tell you whether you should buy it or bring your Uzi Gun to bear.



# POWERPACK

### TURBOCHARGE SYSTEM 3

Exclusive! System 3 give their first demo to Commodore Format readers. Drive like crazy!

### ROLLING RONNY VRON

Demonic weirdness on roller skates better be your cup of tea because

this demo demands dexterity! You just have to check this one out without delay.

### HACKER II ACTIVISION

Steal the Doomsday Paper from a top security company by out-witting security devices with

robots specially fitted out for the task and a high-tech video surveillance system. A tense, suspenseful classic which will keep you burning the midnight oil for months to come.

### SUNBURST OCEAN

Eight-way parallax scrolling ahead 'em up with fractal scenery. Build up enough energy and set the controls for the heart of the sun!

13

OCTOBER 1991

## GAMES

- 32 TURBOCHARGE SYSTEM 3
- 35 DARKMAN OCEAN
- 36 ALIEN STORM US GOLD
- 44 ROD-LAND STORM
- 64 DRAGON KINGDOM GENIAS
- 66 NEVER ENDING STORY 2 LIMEL
- 71 RUBICON 21ST CENTURY ENTERTAINMENT
- 72 TERMINATOR 2 OCEAN

## CF SPECIAL

### 38 POSTER

Turbocharge by Paul Kirby

### 17 WHALES COMPETITION

Every computer user needs an inflatable whale. Where's yours?

### 47 DISK DRIVE COMPETITION

We have three revolutionary 2.1" HD disk drives that load 94K in under six seconds.

### 60 MONSTER VIDEO COMP

We've a slice of the cut! Every video recorder with picture-in-picture in US Gold's Alien

## REGULARS

More competition

### 6 POWERPACK PAGES

You might think about

### 10 EARLY WARNING

New pages of New Release news

### 14 THE SCANNER

Estimated times of arrival for forthcoming games

### 19 GAMERUSTERS

General to those crystal balls! Maps by readers and much more

### 40 BUDGET GAMES

Birthday on a budget. Roger France's cheap celebration

### 40 INSIDE INFO

Pressing projects. Readers without fear start here

### 51 THE MIGHTY BRAIN

When a think tank up a think only a letter makes you feel better

### 62 BACK ISSUES

All subscriptions with new special offers. Get 'em now!

### 68 MAIL ORDER

New bargains, old favourites, all at special rates

### 74 NEXT MONTH

What's on the cards for Commodore Format 14 and the winners of the CPTI 20th competition. Read!

# QUICK START

## SUNBURST

FREE  
GAMES

Step eleven in part 1. Shoot the blue aliens and collect the scattered energy pods. When your meter flashes, dive into the sun!

## HACKER II

Plug your joystick in part 1. If you really want to get into the game, why not dim the lights, load the game and take it from there? (On second thoughts, check out the instructions.)

## TURBOCHARGE

Use controller in slot 3 please. When your car is left and right, and hit the space bar to lock in the turbo. Most bullets fly by tapping the fire button. More car missiles by holding down the fire button, releasing it only when the crosshair before you changes shape.

## ROLLING RONNY

Shove a stick in part 2 and hit the fire button to skip the intro screens. Quickly over this huge level demo, using left, right and up/down to jump. Collect everything that you can, avoid everything you can't! The function keys operate pick-ups (you'll just have to experiment).

## NO LOAD ZONE!

What should you do if your PowerPack fails to deliver the goods? If the little blighter refuses to cough up the cash, pop the tape in a jiffy bag (keep the fare for when you get your replacement), replace a stamped addressed envelope and send the whole catastrophe to:

Able's Audio Video  
Harcourt,  
Halefield 14,  
Telford,  
Shropshire TF7 4DD

A replacement will then be ordered to you by special express mail.

# POWER PACK

CF's PowerPack has a wealth of variety and quality this month. Alongside two great full games, we have a pair of stupendous demos - exclusively for CF readers (we're just too kind)

## SUNBURST

### Hewson

The rather terrific aim of this mission is to shove your spaceship into the heart of the sun, causing it to explode. Sun... burst... Gosh! (Well, shouldn't that be sun... wump which is approx-to-burn which I can't think of?)

Anyway, you can't just go around steering your expensive spaceship into the middle of galactic infernos in the vain hope of not becoming a small cloud of gas (which you will). No, before you do any sunburning, you've got to make up serious amounts of energy to counteract the immense power of the solar furnace.

To do this, fly around the spacey-looking alien colonies shooting everything that moves. Most of these is a taste of things to come having received level three you're about to pick up some energy



the alien simply explode and die. But the blue circular jobless release energy tokens. Pick them up as soon as possible since they count down from ten to zero and then disappear. Sooner you collect 'em, the more energy you get.

Your energy is depleted using a sticky toe-meter with a 7 at one end and another 7 at the other. Every hit from missiles or enemies sees your energy meter slide toward the negative side, pick up a token, and it moves towards the positive. Hit maximum +, and the meter flashes signifying you to dive into the sun. All being well, you should reappear on the next level.

### Options



Toggle between run, slowdown, freeze, forward, backward, strafe, strafe reverse, strafe left, strafe right, strafe up, strafe down, strafe up-down, strafe down-up.



Reverse sound effects or music during play.



Start the Mission.



Check out the screen.

## TURBOCHARGE

### System 3

You play as agent on the fast of gun runners. You know, if you want to get the chit trouble maker, life would be a lot easier. So... in our demo, you're on the fast of one each hot gun, burning through the desert roads of Egypt on the road to Libya. To accelerate, push forward on the joystick and steer with left and right. For extra speed, tap the space bar for a swift turbo up the line. Hit the fire button to shoot your pistol, or press and hold the fire button. Your target changes to a large square indicating that you're about to launch one of your missiles!



The Turbocharge control panel (from left to right) speed, graphic display and digital right, fuel gauge (decreasing bar means percentage damage meter (max 100% and it's gone every number of miles after remaining, and your current score

# HACKER II - THE DOOMSDAY PAPER

## Activision

Following your previous hacking antics you've been earmarked by the CIA as the leading expert on electronic security systems. Your mission (which you'd better accept or else they'll nail you to a date) involves breaking into the surveillance systems of a secret Siberian base. Somewhere inside lies a vault containing the Domsday Paper - a document outlining the East's imminent plans to overthrow the capitalist West and... yeah, you get the idea.

At the start of the game you're asked to identify certain features of the equipment you're going to use, so you can familiarise yourself with their function. (With logical thought and some trial and error, you should get through this no problem.)

Once you've passed those security checks, your Main-

Function Switching Matrix (MSFM) appears. This video-based test four videos which allow you to monitor and interrupt the enemy's surveillance system, and also provides you with control over three Mobile Remote Units (MRUs) which have been smuggled into the complex. These are your only means of locating and controlling the Domsday Paper.

Now the trick is this: whenever your MRU moves through a room or corridor, there's a great chance that the surveillance cameras will pick it up and activate an Alarmsight. These alarm killers form an X on your MRU and... well... you'll see soon enough.

This is where your VTR machine comes into play. You can bypass the live image on a particular camera using a pre-recorded tape. These tapes show normal views of the complex, allowing you to fool the intruder detection systems and move the MRU without setting off the alarm. Here's a Mapgrid of the Siberian complex. Heavily shaded areas are inaccessible to the MRU. Lightly shaded areas have no access surveillance. Numbers correspond to individual cameras and 'C' marks the location of a cabinet

To bypass a particular camera, click on VTR and then use + and - to select the right tape for the camera (they're numbered like so). To make sure the tape is undetectable, you have to first forward the tape so that the time synchronisation signals exactly with that of other cameras (just compare the signal with that on a live monitor). Click on STOP to bypass the real-time camera signal and then you can move your MRU without being detected - well, until you get

**Mobile Remote Units are steered using left and right to rotate, forward and back to advance or retreat, two ways to rotate one of the cabinet doors. To move the cabinet, move in front of it and then push forward. The MRU command screen should appear, as here. ROM. After that, it's up to you...**

within range of another camera, of course. Oh, and watch out for firing security guards as well (Eek!).

Your aim is to guide your MRU through the complex and locate five cabinets which contain sections of the vault's eight-digit keypad combination.

You can monitor your MRU's movements on camera (but then so can the security guys). If you don't run a tape bypass, when you find a room with a cabinet, steer the MRU as it faces directly at

# Hacking your way through...

This is where it all happens. The four video screens are currently showing (clockwise from top left) the picture on security monitor 4 (both monitors cycle through all the surveillance cameras in turn). This screen needs its vertical hold frequency tape of camera 1 being fast forwarded, the MRU guidance system (that's the little guy in orange), and a live signal from camera 2 (with your MRU scurrying across the corridor).




the panel on the right is a straightforward representation of the VTR controls. To see a tape while it's fast-forwarding, press PLAY first, then click on the forward button.

The controls on the left go like this: SELECT - Cycle through the four video screens. STOP - After the vertical hold on the screen is steady. Press and hold the fire button, then move the joystick up and down. F.M. - Select a live camera signal. VTR - Access the video tape recorder. J. - Alter the number of the camera or tape being monitored. B.P. - Drop the correct tape is running. Eject the corresponding camera by clicking on this button. MRU - With the security system thus fooled, kick your Mobile Remote Unit into motion.

front of the cabinet, and push forward. The MRU command screen then appears. At this point you should type in 'ROM' to access the Remote Optical Analyzer. The MRU needs the correct access code to open the cabinet and while CIA agents have already discovered the code to one of these cabinets - which is 'RED 7' - you don't know which cabinet this is. Find this cabinet and it'll give you part of the eight-digit combination to the main vault, plus the access code to the second cabinet. Camp on until the fourth cabinet is open and you should then have all four parts to the vault keypad code.

And another thing: cabinets also house the main alarm deactivation system. This must be switched off in the right order (alright one first). Having discovered the right order, this will then provide a fully strong hint as to the full combination. Once the vault is open, you must study both the access code and combination in order to decide which is the correct paper to take. Once you've studied it, swipe the Domsday Paper and make good your escape via the entrance. Hurrah!



# I'M COMING GET YOUR

## ROLLING RONNY - The Errand Boy

### VIRGIN

Young master Ronny (known as Rolling to his shames) is an errand boy working in the sunny and lovely fictional town of Fieldington. Unfamiliar to friends and relatives, young Ronny lives a dual existence - delivering

parcels by day and acting as an undercover agent for Scotland Yard by... er... the other part of the day.

A terrible act of treason has befallen the small town of Fieldington. The local Crown Jewels have been seized by a gang of jewel thieves. Luckily their guff was rumbled by the

SCOTTISH, and said thieves have been forced to split up the jewels and scatter them in and around Fieldington until the next water-off.

This sounds like a job for FBI. Agent Ronny set out to snare the thieves and bring a crown's wig so he's responsible to traffic (ah!) and a red nose so he isn't recognized (ah) ever... he's new at this game, isn't he? -JCL

And so we come to the playable demo bit. As if you hadn't guessed, you are tasked with guiding Rolling Ronny off his quest to collect the most very well hidden jewels.

As Ronny makes his way across the spindly landscape, he can jump up on platforms, col-

### Roll on...

Jump here to catch a secret code

Jump about here to catch two secret codes

This here's a Manhattan - basically, it'll give you temporary invisibility

Yes, you can grab this to throw it

Beware of the car - either jump up onto the roof, or blast it and get a safe

Collect this spinning jewel box

Should be another spinning jewel box here

Jump here about

This green doesn't actually do very much - about it for a cash item

# TO



REGISTERED TRADEMARK OF  
WORLD WRESTLING FEDERATION



lect power-ups, avoid badfalls, to reveal coins and even deliver parcels in exchange for using dash. His movements are long-stance joystick directions, plus up and diagonal to jump.

This mainstage demo takes you across the whole of one level, in which you must collect all the parcel cases (small rotating grey boxes) and collect enough cash for the last trip to the next level. You also get to deliver parcels in return for money, either by picking up parcels off the road, or by bumping into people who need something delivered. Just follow the on-screen prompts and you won't go far wrong.

You'll have to use the power-ups to collect some of the parcel cases (like superjumps and the magnet-like smart collect) so you'll better familiarise yourself with these items...


#### POWER-UPS

There are a number of power-ups that can be obtained simply by picking them up along the way or by spending some cash in the shop.

Hogan can only carry four power-up items at one time (including parcels), which are placed into the four boxes, bottom right of the display panel. Items are activated with a tap of the appropriate function key; the four boxes are labelled accordingly.

#### SHOP

- HEALTH** - Increases your life status
- ENERGY** - Actually increases your ammo store (the fuel meter along the bottom)
- SUPERLUMP** - Allows Hogan to perform huge leaps - for a short while
- MAGNETIC** - Temporary invisibility
- MAGNETFLUCT** - Attracts any goodies on screen, sort of like a smart collect bomb
- STENOHALDER** - Freezes all the badies on screen
- POWERBEEZE** - Smart bomb - wastes any visible enemies on screen
- EXTRA TIME** - Take a who! guess...



It's popularity stakes: the Turtles have already taken before the night of Bart Simpson and family (but for feature's sake don't think this preview as yesterday's news. Why? Because at the moment [during in mind that we have yet to see the finished version], Turtles - The Coin-Op looks like it's going to be a best 'em up of sufficient quality to put even the likes of Golden Axe to shame.

Programming the return of the turtles in a half shell is Probe Software. The main bulk of the coding is being done by Daryl Bowers, an elusive fellow who lives in a small fishing village in Norfolk and who has previously worked on North and South, Operation Neptune, The Pithead Via (but we don't need the last one against him). Graphics are the work of Hugh Filley, previously known for the visuals on Back To The Future II (yikes), The Last Ninja (oof) and Time Machine (wow!). Audio tracks are supplied by Jordan Tai and I listed at the staff here worked on, it's all most of the map. Finally an honourable mention must go to Steven Nicol who developed a routine used in the game for getting bodies of higher free copies of access. Apparently, the idea came



We thought it was about time to check up on Imageworks' new Turtles conversion, so CF's resident amphibian Andy Dyer slithered down to Probe Software for a good nosey around the sewers...

# TURTLES

## THE COIN-OP



Oh dear, looks like your gear and greases to getting a good looking! And what's Shredder doing in that building?

to him in a dream but that was probably complete hell to make him sound interesting (you should know his intention - Eek).

The programmers were reluctant to get into any details of a plot, and I have this gut feeling that there isn't one.

What there is is a series of missions, a few examples being: save April from a

burning building, save April from Shredder, save Splinter from Shredder, kick the living daylight out of Be-Bo and Footbrieady and fight Krang.

As you can tell, all the famous cartoon Bad Guys have been included. Shredder, Be-Bo, Footbrieady, Krang, Mr Baxter and his flying machine, they're all in there. In addition, the main bulk of the challenge involves dealing with a large number of their unnamed cohorts. And if you're supposed to kick their asses, you can bet

your last slice of deep-pot that they'll try to kick you, stab you, spear you - some three marble covers and types of you. And they're nothing compared to other toy gun and electric laser-wielding varieties.

The basic aim of each level is simple enough: get through to the end. Each screen rapidly fills up with enemies (most on screen at once as opposed to only one in Golden Axe), decimate the Probe team, kill them all and one of the main bad guys appears. Defeat him and it's on to the next screen. It's a simple game formula but one that works. The lack of elaborate gameplay

means there's more of an emphasis on the best 'em up element.

The Turtle you're controlling (you can choose any one of the four) can perform flying kicks, standing kicks, slashes, upper cuts, lower kicks, traps and super swipes (which are sort of miscellaneous slashes).

You never been a great Turtle fan but in this particular case I have to admit that the work so far looks pretty dandy. The gameplay has been kept as close as possible to the Konami coin-op with only the omission of the skateboarding section.

Be sure to catch the full, exclusive Power Post next month. And if that isn't promise enough, we'll also be having a fully playable Turtles demo on the coverart of Pizza Hero should be in seventh heaven - and you never know, you just might have to go and dig out your old Turtle T-shirt again!

It's a bit of Shredder to be through a burning building, there, and he's not by Shredder's side.



# BONANZA BROS

**M**ike and Paolo Bonanzas are two extremely odd-looking cat burglars (and no, that doesn't mean they steal cats). Having been only moderately successful in their chosen occupation - which means that they've been caught on numerous occasions and spent much of their formative years behind bars - they've decided to go straight.

Sitting in their living room one evening, their favourite TV programme, "Pro-Celebrity Break-In", is interrupted by the image of a strange man appearing on the screen.

"Good evening boys," says the mystery guest. "I've got a job for you which should right up your alley! My businesses are being robbed, and I need to hire someone to test my security force."

"I have planned certain tests in each building for you to gather. If you can retrieve them all, I will reward you well."

Without further ado, Paolo and Mike trouble off to rob, steal and plunder - except that this time they're getting paid for it!

And so the scene is set for US-Canada's conversion of the very original and stylish Capcom coin-op. This decidedly weird sim-

ilarious two-player collect 'em up is rapidly taking shape, as our commentators set teeth. Some of the sprites haven't been put in yet, but otherwise this early demo version is looking very smart indeed.

The two-player gameplay is screen-split with a screen split horizontally into two halves. (Surprisingly, this doesn't interfere with play whatsoever: it's fast, the scrolling is dead smooth and all of the arcade features are present, including doors which swing open when you beat them.)

The aim is pretty simple: wander through each scene, collect the goodies without being



# ROBOZONE

**T**he year is 2057 and planet Earth is in a right state. Pollution has driven the rich and important leaders to live in city ships in the middle of the ocean, free from the filth of the cities.

In the meantime, Wolverine robots (looking like a cross between ED-209 and a Scout

Wolver) have been installed to patrol the cities on land and keep a tight rein on the remaining humans until pollution falls to a safe level.

Slowly the Wolverine forces are depleted until only one droid remains. And now there is a new challenge: an army of insect-like robots - the Scavengers - has appeared from the heart of New York, and are leaving the city



Robozone: R-Type in the otherwise street 'em up setting.

apart. Taking the helm of the lone Wolverine you have to battle through to their source and save New York! A dark and dangerous journey awaits.

Well, that's the theory. The fact is that Imagnorik's new game (which is due out in October) is split into three stages. The first section takes you on a sideways scrolling



Level two's street scene. That droid looks like an insect, so watch him!



Strong enough to the end of level one and high-speed lane wars are a good word in your face!

shoot out through the New York subway system. Find your way to the end-of-level guardians and waste first.

Stage two features another scrolly section where the Wolverine strikes along city streets blasting everything in its path. At the end of this too, you have to defeat a ridiculously oversized foe. (Unfortunately, this section lacks the first-person 3D viewpoint offered in the other eight-bit versions.)

The final chapter boasts an R-Type style shoot 'em up section, in which the last Wolverine turns into a hovering fighter, running the gauntlet of Scavenger forces, hence the R-Type special overview.

If all looks and sounds rather strange, that good games have been made of less. Our own acquisition systems are working on getting hold of a featured version of Robozone to bring to a PowerTest near you, soon.



Here's the (nearly) arcade-perfect *Bonanza Bros.* set against the 64 screen. As you can see, *Bonanza Bros.* is shaping up quite nicely. It scrolls smoothly, the straightforward two-player action is really neat, and the graphics rock well. Let's hope it plays as good as it looks!

clattered by the patrolling guards (you can take at certain points in the scenery) and make good your exit.

The game is made difficult by a time limit and the fact that the area to be cleared at a valuable is got over several floors. Find a stairway and your *Bonanza* brother ascends to another level — a sequence which is handled particularly well on the 64.



The early demo we've seen is missing some of the sprites and most of the gameplay, but is usually quite smart. *Robo* and *Mobo* are very nicely animated indeed!

There's a chance of a review next month, so don't forget to steal out and buy CPT!

With lots of screens glued together you can see the whole of our demo level in one go! (Well, apart from the "left" road bit!)



## SNIPPETS

### SHOW TIME!

This year's CES show may have been cancelled, but that just gives you a good excuse to visit this year's Commodore Show instead.



Officially entitled *Amiga Point* presents *World of Commodore*, the show — staged at Radio Court 8 between the 15th and 17th of November — is sponsored by Commodore and Future Publishing. There'll be a massive Future stand featuring question and answer sessions with magazine teams and programming crews like *Softquad*, *The Storage Brothers* and *Bitwise*.

There's going to be a stand for every software house producing software for Commodore computers, so there'll be lots of new games to get a first glimpse of.

Shows open at 9 AM and the public days are Friday, Saturday and Sunday. It costs £5 for adults or £3 if you can convince the bouncer on the door that you're 13 or under. Check out the show guide next, left or see us there!

I'M ROBO, WHO THE HELL ARE YOU?!!

I'M MOBO, WHO THE HELL ARE YOU?!!





The *Cool*est  
Dude In Town!

Available on:  
AMIGA - ATARI ST  
IBM PC (VGA 256 Col  
EGA, Tandy 16 Col)  
Commodore 64  
(Disk and Cass)

# Rolling Bonny



AMIGA SCREEN  
SHARE SCREEN

Multiple Screens can  
be used to play the  
game

Virgin  
GAMES

# TOKI



It seems like we've been waiting years for news of Ocean's new CD-i/CD-ROM version. Well here, at last, is absolute proof that not only is it being coded, but it's pretty damn near finished as well.

The game — a copy of the Tait Corporation (who?) arcade machine — follows the exploits of some bachelorette called Toki (oh, you know?) who falls in love with some girl called Miro. Later, upon this lovey-dovey scene, she inexplicably and wizard-like banishes (and a right one he is too).

Seeing that his beloved Miro has fallen for some really total yodel instead of a tall, dark, handsome wizard-type, he intro-

**End-level questions are dealt with maturity and sensitivity — by splitting of them**

duces whisks (he's ready to hit his dark side) and banishes Toki with a sudden blast of bananas, but which can play the piano and enough banish her to cover his entire body for... which is done.

Yup indeed, our champ's a string. And you can pretty much guess the end, what follows is a multi-directional scrolling ramp through a variety of tortuous levels as Tait seeks out Banisher's palace on a quest to restore his place in the evolutionary ladder.

get his girl back and local server splits out of that complete Banisher.

As regards the CD version, well... do we haven't seen it yet. However, one of our roving reporters brought back three fabulous screen-shots to give you a taste of what's to come. Certainly the graphics — compared to the arcade-perfect Amiga version — look very good indeed. The main sprite is the spitting image of the coin-op original (which is quite apt, because Toki was a fair

**Non-fused** comes up against an excellent contender in the monkey level

To prevent Toki's massive, great beauty, he starts an American football team. This isn't so to be taken too seriously.



**T**he fastest with the mostest is back! CD-i. Elvira fans were treated to a rather

spiffy graphic adventure back around Mayhem, but while Dean gave it a whopping double D+ (a rating of 84%), it was a CD-i-only product which meant that most games couldn't enjoy Elvira's outstanding features.

Well, Microvise are about to put things right with the release of an arcade game wearing Elvira's favourite vamp.

Elvira fans are invited with the spirit of an old wizard king, who has been exiled from his kingdom by invading dragons, brigands and monsters. He sends Elvira on a quest which, if successful, will enable him to return to his throne.

This new platform puzzle is split into three main levels, played over Hades, Apeo Earth and the wizard king's spooky castle. According to Microvise, each map area contains no less than 200 screens (as many as the Amiga version), so there's plenty of Elvira to get lost in.

Elvira has a number of spells at her command, which can be used to help her progress. For instance the teleport spell helps get out of a lot of walking; the fire spell

# ELVIRA

and spell can be employed in the warmer sub-worlds of Hades, and the feather-fall spell enables our heroine to step off a precipice and land without as much as a wobble. There are plenty of valuable crystals which can be collected and then used to buy extra spells or information from the trader who appears at intervals.

There's house coding team are working towards a November release, and the main programmer is something of a Super Mario Bros fan. So, not content with smooth, eight-way parallel scrolling, you can also look forward to a number of console-style features such as secret rooms and special hidden features — unlike Elvira's! That's enough Elvira comments — stop.



Elvira, there's a big worm. Quick! Cast the drag down about frogs (workable) spell!



(Elvira) Oh, there's another one. What's that you say? You're looking for your brother? Oh... yes, sorry, I haven't seen a handsome, intelligent, beautiful, great, great, great one of the many which precede you cousins. This one acts as an intro to the wizard king's wacky castle.



amount of gobbling to keep the last goat of hay.

We probably won't be treated to the stunning palette of the Amiga version, but if the game plays all these. Toki could be another excellent coin-op, comes to life on your shelf between New Zealand Story and Rainbow Islands...

Toki meets his match on the ice level, where he runs up against a massive flame-spitting monster beast!



## Blowing up a Storm

COMPO

Some of the nine people responsible for making RedLamp such a wonderful game have kindly offered to donate some storming great inflatable fish to readers of this special issue.

There are three such swimmers up for grabs, and to stand a chance of hooking one on the beach (at least) - do you must answer the three questions below, pop your answer on a postcard or sealed envelope and send the lot to: 'We'll Blow It Up Compo, Commodore Format, 28 Bonmouth Street, Bath, Avon BA1 2BN, answers by October 17th please, or you'll lose your chance. Anyway, as with the questions...

1) Which famous inflatable parished in flames?

- a) The Millennium Palace  
b) The Goddard Storm  
c) The R201

2) Which RedLamp fish are up an arm's length?

- a) Red Stewart  
b) Red Hull  
c) Eric the Seal

3) Just what is a Blobby Blob exactly?

- a) A white whale  
b) A serious deformity  
c) A pudding with sauce

## LOTUS POSITION

Latest word from the Gordon camp is that a C&A version of Lotus Turbo Challenge II (the Xpert kit has been dropped so they can include the Lotus Euro) may not be impossible.



C&A owners could even be driving a Lotus Elise if Gordon leaves their seat...

We offer all: (bearing in mind that C&A is the last two-player race racer on the C&A, and producers of the 16-bit sequel have had problems going with sea, we can only hope that LOTUS means it to the old badge too. We'll keep you posted!

## THE FIRST CRUSADE

Producers of Crusader's MiniQuest should prepare to drop their spellbook in favour of a full print, and get ready to face others instead of ones. For Space Crusade for the 3rd should be with us soon. Expect a playable demo on the tape and the full, exclusive review only in C&A (where else?)

Bet you'd like to see the back of this monster...



# SILLY PUTTY

**W**ith Turbocharge putty much limited, just what can we expect next from the System 3 team? Another Ninja Beat 'em up? A scrolling shoot 'em up? A football simulation? Nope. Down in Hawaii On-The-Hill, there are some mysterious goings-on. Talk of "alienate harem" and "planet" is inter-sprinkled with possessed robots, mad emeralds and dog-dancing dogs clutching barrel organs. Tsk!

Yes folks, you are about to enter the bright world of (30-60-60-30, 00-00-00-00...) Silly Putty!

Putty Moon is the angle of the Putty spaces. Small equality, invariable, bouncy beings who live in peace and harmony. Enter Dazzledore, an evil wizard who enslaves the Putty and exports them to other planets as offering gum - the fiend!

Your task is to guide the one true Putty on a quest to rid the moon of Dazzledore and his cronies. Section one is sort of a training

mode, where you must master Putty skills in order to escape from Dazzledore's palace. Reach the top of the palatial building and you must perform a mega-bounce to reach the planet of Zol around which Putty Moon orbits.

On section two, in which the robot inhabitants of Zol agree to help you rid Putty Moon of Dazzledore and drums.

The robots start building a tower high enough to reach Putty Moon (y'know? Ha!). Unfortunately these metal samurai-like, solar-powered robots, who go a bit loco during the hours of darkness. Not only that, but DD's bad guys also attack at night. You must therefore exercise your Putty abilities in order to

keep the robots in one place, or the skyscraper just won't get built.

With the huge tower in place, it's on to section three where the robot army, under your command, attacks the forces of Dazzledore. With your help, the robots can defeat the enemy, leading you to reach the palace room, kick DD's butt and allow the Putty to continue.

OK, it's a fairly routine, but so what? Well, for starters you control a piece of putty - for real! It can stretch, bounce, expand and explode, and assume the shape of other biological entities by absorbing them. The controls are nice and intuitive (which means that it suits just as you'd expect it to) and the animation is looking absolutely terrific.

This platform jumping action is set over a series of static screens, and is very, very original. If all goes well, we should have a Power-Play and playable demo early in the new year. Stay tuned!

## Things to watch out for...

- Voltage caterpillars which electrify robots (destroy them with a fatal charged)
- A Tuffy base which wakes up and sends robots off platforms
- Black holes which suck you in
- Ding dancing dogs with barrel organs - their heavy-weight dancing lowers platforms creating perilous drops
- Blood-sucking ghosts
- Mover-flying gum whistles

... COMING SOON!

# ALIEN STORM

**SEGA**  
ARCADE HITS  
MARKETED BY

**U.S. GOLD**

# GAME BUSTERS

## CRAZY CARS

From Robert Brown of Tottenham  
On the high score table, enter your name as  
FASZP to make you go faster.

## TIME MACHINE

Great Scott! Anyone that can't get very far on  
this excellent 4D arcade romp should try the  
following cheat: simply type VIVID BMAZZI on  
the title screen (before it changes) for infinite  
lives. And if you go back in time to CPS, you'll  
find some spiffy maps and  
solutions for all time zones.

## £30 WINNER

This month's £30 mail-order voucher  
winner is Alex Kirkland, who'll be looking out  
on all manner of gaming goodies (check out  
our mail order section on page 58).

Envious? Well why not send in your own  
tips and cheats. I'm always on the lookout for  
high quality maps and player's guides (save  
me and Steve doing 'em), and if yours is up to  
scratch, you could save yourself a £30 mail  
order voucher too.

Interested? Good. The address to send all  
contributing paraphernalia is:

Andy Dyer's GameBusters  
Console/PC Mail  
30 Mansfield Street  
Bath  
Avon  
BA1 2BB

## SUPREMACY

Here As Hansen of Copenhagen has given us all these  
Replay cheats can use 'em. Supremacy POKEs. But only Action  
unfortunately... They give you extra energy, money, food, minerals,  
fuel and energy.

Planet 8 (interbase level 1)  
POK81141,233 - Extra money  
POK81130,233 - Extra food  
POK81124,233 - Extra minerals  
POK81108,233 - Extra fuel  
POK81103,233 - Extra energy

Planet 14 (interbase level 2)  
POK12085,233 - Extra money  
POK12184,233 - Extra food  
POK12188,233 - Extra minerals  
POK12089,233 - Extra fuel  
POK12092,233 - Extra energy

Planet 30 (interbase level 3-4)  
POK32780,233 - Extra money  
POK32892,233 - Extra food  
POK32789,233 - Extra minerals  
POK32895,233 - Extra fuel  
POK32930,233 - Extra energy

Now if you can't conquer  
the universe with all that  
under your belt, you  
should never have  
created out of the swamp.  
Out that?

Find your way through Robocop 2. Cut  
corners in Supercars. Sit by the fire and figure  
out Frost Byte. And when you've completed  
those gruesomely difficult games, stop by for  
a bite with Spike in Transylvania. All this plus  
POKs for the precocious in the ultimate  
codebusting column. Now read on...

## MIDNIGHT RESISTANCE

Silly old me printed an incorrect cheat  
wayyyyyy back in CPS, so here is the correct  
one especially for Philip Stephenson. When  
prompted to enter your name on the high  
score table, type SHAMESE on the keyboard.  
The border will flash, subtly indicating that  
infinite lives are yours for the taking.

## MYTH

Magical maps and scientific solutions  
are all very well, but the game is still one hell  
of a tough challenge. If you're playing the  
cassette or disc version, try the following:

- On level one only, pressing BOTH SHFT  
keys, F1, and the Commodore key will allow  
you to skip sections.
- Pressing A and T from level two onwards  
rewards you with full weaponry.

And, unless I'm mistaken, that little bit  
was from Steve Harley of Boston.

A whole load of stuff from James Bennett  
of Yeovil starts right about... here. No 2  
starts? Ah, here...

## NAVY SEALS

Type "SHAW-HEAD" on the high score  
table. Next passers, then unpassers the  
game, if you now hit the left arrow key  
you'll discover that you can skip levels.

Alternatively, type SHAD OYTH, (skating  
the spaces) and you'll start on level  
four. Beautiful. But who's a Mad Oyl? Or  
the other hand, who cares?

## SHADOW OF THE BEAST

When the scroily life screen appears, type  
HOW SHAD BE THE FATISO. This gives  
you infinite energy. Secret messages  
going up the wall, meantime.

## SHADOW WARRIORS

Here are a few Action Replay POKs.  
POK81181,173 - infinite time  
POK81888,234 - infinite lives  
POK81882,173 - infinite energy

## VIZ

Again, Action Replay only I'm afraid.  
POK87321,173  
POK87682,173 - infinite lives  
POK81817,185 - infinite time

## EXTREME

Here goes. Oh yes, and it's for both Action  
Replay and retail switch games.  
POK81888,173  
POK81888,173 - infinite energy  
5702044 to reset the game



## LEVEL ONE



Shoot the bubble when he appears, then jump up and collect the treasure. Drop back down and go right to collect both before Mike. Jump up and shoot the guy on the walkway. Collect the Mike, go right, drop down and pick up the chain.

Watch out for the guy down the walkway. Jump up onto the drums. Ignore the Mike down below and jump up onto the top walkway. Collect the first Mike, apprehend the villain then pick up the other can of Mike. Jump up to the next platform.

Shoot the and collect left and Shooting Gold, the second Mike.

## LEVEL ONE (HIDDEN LEVEL)



The secret passage takes you down into the sewers where it's dark, dingy and very slippery (if you thought Mike's world was bad, well hell you got a load of that). To start off with, collect the three Mike canisters. Then, then jump up using the brick platforms.


From the large block, take a good run up and jump across onto the first raised platform. (When jumping, always try to check your forward momentum otherwise Mike catches off the edge.) The next two jumps are real tricky, use that second ladder to your credit!

Jump vertically up onto the two brick platforms, then leap across onto the top platform (Ignore the Mike because). Take a big running jump across the gap, being careful to avoid over-leaping. Drop down the step, jump the water and you're back up top.

Ocean's cart game is a bit of a stonker - but it's flippin' hard too boot. So, being as generous as ever, Andy D and Stevie J try their best to steer you through deadly Detroit

## ROBO

## LEVEL TWO



Immediately move straight across and cut over the first passage (you'll slide right over the counter top switch). Wait for the alternator to spark twice then jump across onto the conveyor belts, hit them early and hit first and then jump over to the platform.

Collect the Mike and jump up into the next platform. The next three elevator platforms are just a question of timing. Jump onto the first and blast the bubble on the far right. You can collect the Mike if you jump early enough (but it's a bit risky).

Leap onto the conveyor then drop down into the second. Get the Mike, drop down and pull left to land on the passage. Turn right, duck and blast the bubble. To avoid the counter make sure you jump over the trip switch, jump up onto the long conveyor belt.

## LEVEL THREE



Jump across the gap. Jump over the first set of marked slots, get the passage and then walk over the second gap, so the magnetic web takes you up. Mike is carried to the next platform and dropped onto some Mike. Jump onto the lower pad and hit first

With the lower pad, every bit you're on your own. It's tricky but just don't panic. Try and get a nice steady rhythm to your foot button presses and slowly weave your way through the gaps. Try and get as much Mike as you can (it's a bit hairy, but you do need it).

Walk for the alternator to spark twice, then carefully manoeuvre between the top two belts. Push up and walk! You're in hidden for a while (which is really handy). When you reappear, immediately turn and collect the passage, then walk over the marked slots.



## LEVEL THREE (HIDDEN LEVEL)



Step onto the fencepost. Now remember to use lots of small steps on the fire button, rather than larger longer ones. This way Duke behaves in one place better than moving drastically up and down. Weave your way through the first set of traps.

Wait for the obstacle to spark twice. Then step between the two traps. Move over the set of stairs of traps and then move down towards the pair of obstacles. Wait for two sparks, move through and then fly over the next pair of traps.

It's easy to get the Duke on this section, since you just have to hover up vertically. In the obstacle course as usual, then move towards the final platform. Let the fencepost drop below the platform, then push up on the joystick so Duke jumps and lands on it.

## LEVEL FOUR




Crash stones and shoot the guy who goes into the bubble in the water line vertically (if his shots hit you will jump, you plummet). Shoot the guy on the platform and walk straight across. Jump up onto the top platform.

Shoot the bubble, collect the Duke then quickly walk left and drop down. Get the orb, collect the Duke and the new weapon. Wait for the rolling oil drum then jump onto the platform. Let the villain fall into the water (it's too tricky to get him).

Shoot the bubble in the water with your weapon, then jump onto the next platform. Collect Duke and villain. Shoot the bubble then move up onto the next platform for another villain and some Duke. Duck down and shoot the sniper in the window.

## LEVEL FOUR (HIDDEN LEVEL)



It's easier-city again so beware slippery surfaces. Drop onto the ring, get the Duke and come to the left. Start your run-up as the oil drums begin moving towards you. Jump onto them, land on the left hand side, have a little run-up then jump as they near the block.

Check your health as soon as you land. Move left and get ready to jump onto the first pair of drums. The timing isn't too bad - just start your run up as they begin moving towards you. When you land, move left, ready to run and jump onto the next drums.

Jump across onto the block and get the first one of Duke. The rotating barrels look bad but are a piece of cake. Make a small run-up and jump when one gets to 7 o'clock, then jump off at 2 o'clock. Simple. Get the Duke, then drop down and slide back into level four.

## LEVEL FIVE



Immediately walk left, lean right and fall down to enter the oblique-line tunnel game. Obstacles will be the second-to-last ball in the line, jump the missile and then land and play tin. Collect the Duke on the fancy platform, then jump onto the springs!

Try to land on the opposite platform in the middle, then wait for the spinning vortex things to pass below. When it moves right, drop down, get the Duke, jump up and right, get the other Duke and then jump again. This starts onto the springs.

Fall left, so that Duke falls on the baroque and then about the platform on the right (the last guy traps it). Up and onto the springs (three your jump to avoid the red ballbars) and land on the top platform. Quickly go left and down to get the bookbag and Duke.

## LEVEL SIX



Jump up and collect the weapon (it's not vital, though). Avoid the columns of drums and jump across, avoiding the rolling barrel. Shoot the window sniper and then jump onto the drum on the island. Wait for the bubble to fall off the edge and then jump across.

Jump over the next rolling barrel and get the Duke. Up and over, drop down and collect the bookbag and Duke. Ignore the villain that falls to the water. Go back left and up onto the oil drum. Get Duke, jump the guy and get the other Duke again.

Drop down and either fall onto the drum ball (left) or drop and immediately jump up onto the drum. The rolling barrels bounce off the drum and the criminal walks into Duke's feet. Jump over the barrel, get the Duke and jump onto the next drum. Shoot the sniper.

# Robocop 2 - key

									
<b>KEYS FOR PLATFORMS</b> Small platforms that slide up and down on a vertical rail. Use to reach higher.	<b>TRAP</b> Activated by stepping on a switch, traps can explode, poison and crush. Always beware!	<b>WHEELS</b> Provides a means of transport, or multi-way exits. Generally useful.	<b>DOORS</b> Opens along pre-set routes - most dangerous on level 5.	<b>FOOD</b> Defused bombs, stolen for rewards. Robo's best enemy.	<b>BARRELS</b> Throws enemies above the paths of rolling barrels. Very useful.	<b>SPRINGS</b> Cataapult Robo through the air. Save carefully on level 5.	<b>SPRINGS</b> SAFETY Use this for temporary immunity whenever you get the intention or position.	<b>WIRE</b> Scourge of Robo's enemies. Get rid of this wire, drop to complete the level!	<b>VILLAIN WEAPONS</b> Don't let Robo collect all these weapons to complete the level!



Go into the tower of drums and walk to the rolling barrel to fall. Jump onto the top walkway, roll into villain, then turn back and fall down onto the first wire block. Collect the food then jump onto the next island for some more.

Break the water sniper (or fire your jump to avoid his vertical shots). Jump onto next platform, get the Moke then pull down to enter the hidden level! When you reappear immediately collect the villain and the can of Moke.

Jump onto the platform and shoot the sniper at the window. Jump across the water, collect the food, kill the villain and pick up the final can of Moke to finish.

## General tips on Robocopping

- It's probably best if you familiarize yourself with our directions - or get a cheat to read out these tips so you go along.
- On the hover pad section (level three) use a mythril with a short button level so you can get quick, sharp jumps. This way the hoverpad moves in small amounts and is much more controllable.
- Your list of priorities in collecting things should be: villain/weapones, Moke, food,

- enough power-ups, immortality. The first two are required to complete each level, whereas the other stuff is merely a bonus.
- Take note of approaching snipers. If there are windows in the way punch them out - don't shoot. That way you avoid killing the villain and wasting a vital 'n'rad.
- Always enter a hidden level, since that's where the bulk of the Moke is kept. However, if you get half way and die, don't

- give up - you've probably collected enough to complete the level.
- Always watch the sequence of snipers and explosives. A well-timed jump is usually enough to get past them.
- Keep your eye open for oddly patterned snipers, traps and magnets, or mark the location of hidden levels.
- Don't rush - you've got plenty of time!



Shoot the springs and jump up onto the top platform for the baroque. You can collect the Moke before by dropping left (not right) and landing on the sliding platform. Jump up onto the rotating block for more access to the baroque.

Avoid the red bubbles as you jump onto the first platform. Shoot the beamster on the right, then this bit is well 'n'rd. Make Moke jump to move up or down the maze, or to pass the platform on a straight section. Watch out for red bubbles!

When another platform appears you have to watch where it goes and try to anticipate it. If taken a while but you'll soon remember the sequence. When you reach the end, move to the top and jump off to get the last baroque. Watch!



Shoot the shot's from the bubble in the water and jump onto the next tower of drums. Up and onto the next tower then jump across and down to collect the villain. From here, jump vertically and shoot the window sniper. Jump up onto the next drum.

Jump from the right-hand edge of the drum to get the Moke. Double back, get the food and Moke and jump back. Careful, shoot the last die and move onto the walkway. Light for the water snipers, then take a big jumping jump and pull left to land on the last baroque.

## NEXT MONTH

Watch out for the second instalment of our classic Robocop 2 player's guide (that is as long as Steve and Andy can play through to the end!)

# SUPERCARS

If you're playing Supercars, you're playing one of the best racing-type games to appear on the C64 and that means it isn't easy. Wouldn't it be nice if you had layouts of each course to see exactly what was in store? Well, as if by magic...

## TRACK 1

A nice and simple introduction to the game, with only a handful of fairly harmless bends. Quite simply a piece of cake.

## TRACK 2

No real problems here either, except that the straights can be a little hairy when cluttered with other slower drivers. Also, the 1/2 bend at the top right can be tricky, especially when another car is in front.

## TRACK 3

Even more tight corners, the bottom left in particular. Power steering is a must for this track, without it you'll have to rely solely on handbrake turns to qualify.

## TRACK 4

No real problems here either, and there are plenty of straights to build up race-winning speeds. Just remember to treat the top left bend with extreme caution.

## TRACK 5

Just take care on the bend near the centre of the track, as it's very tight (and often lit speed with slick patches).

If Supercars is driving you around the bend let this clutch of circuits straighten you out. Simply study the course layouts for an advantage over the opposition! Pole position taken by Andy Roberts. Perspective added by Lam Tang. Back-seat driving by Andy Dyer

## TRACK 1



## TRACK 2




## TRACK 4



## TRACK 5



## TRACK 7



## TRACK 8



# Cheat from the seat

When prompted to enter your name at the start of the game, try any of the following instead...

- HARVEY - to start on Class 2
- BLUB - to start on Class 3
- LOADED - to start with £500,000
- PONDLE - to be able to... er... handle the

girl in the shop (for a price). Alternatively, use an action key to enter: POKE 1000,173 POKE 1000,141 Which will multiply any prize money by 10 - see! What a whopper!

## Class war

**CLASS 1**  
Starting Vehicle: Force Minicar 1.4  
Participants: 4  
Laps: 3  
1st Position: £20,000  
2nd Position: £10,000  
3rd Position: £5,000

**CLASS 2**  
Starting Vehicle: King Interceptor 2.0  
Participants: 4

**Laps: 7**  
1st Position: £20,000  
2nd Position: £15,000  
3rd Position: £10,000

**CLASS 3**  
Starting Vehicle: Racer-Force Turbo 3.0  
Participants: 7  
Laps: 9  
1st Position: £20,000  
2nd Position: £10,000  
3rd Position: £5,000

## WEAPONRY TIPS

It doesn't really matter what you buy - if you have the money, then spend it. However, ensure that you repair tyres, engine, bodywork, and fuel before anything else. Oh, and missiles: you should be your first choice in attachments too.

### TRACK 6

Reasonably straightforward, apart from the 17 bends at the top of the course. These can be hazardous, unless you have your missiles at the ready.

### TRACK 7

Handbrake turn all the tight bends, and you shouldn't have too many problems. However, the straights are usually the best places to launch your missiles.

### TRACK 8

Again quite an easy track, with only the left hand bend to be cautious about. As before, it's better to use missiles on the straights.


### TRACK 9

It looks tortuous, but it is in fact very easy - if you keep your cool. Handbrake turns are essential on practically every bend, so remember to buy some new tyres before racing. Use missiles when approaching a bend - it's really hard to forecast

ACK 2




### TRACK 3




ACK 5




### TRACK 6



ACK 8



### TRACK 9




# FRAME BUSTERS



If Frost Byte has left you in the cold, this is a warm blanket and cuppa. The maps and the solution are both by Andrew Roberts

## FROST BYTE

### COMPLETE MAP AND SOLUTION



**C**an't understand it? AAAAARRRRGGGHHHHH! What a frustrating game! Even with infinite everything, the game is unbearably difficult, so here is a complete step-by-step guide to all five levels. Aren't we nice? OK, and Commodore Format accepts no responsibility for lost hair or broken crystals.

#### LEVEL 1

Collect the amulet and use it. Make your way right, get on the springboard, and jump up to the next screen. Collect the red crystal and go left. Use the red crystal to pass safely underneath the castle. Pick up the blue crystal. Steal the teatly above, use the blue crystal, and jump left into the next screen. Avoiding the needles, get onto the springboard and jump up. Collect the red crystal, move right, use the red crystal, get the blue key. Move into the next screen, and collect the teat before using the blue crystal. Use

springboard and blue crystal to rescue your teat, and dash to the exit.

#### LEVEL 2

Collect the amulet, drop down into the next screen, then collect the green crystal and use it. Drop down again and collect the blue crystal. Use it to jump up to the next screen. Move right, then jump up again and collect the red crystal. Jump up again. Then go left and use the red crystal to get past the needles. Collect the blue crystal and use it to jump up to your rejuvenated acquaintance. Go right into the next screen, and jump up to the exit (avoiding the teat) as you go.

#### LEVEL 3

Go left, jump onto the ledge, and go right into the first screen. Carefully collect the amulet, then go left.


Collect the red crystal. Use go left and use the red crystal.

Go left again and collect the blue crystal. Move right, then use the blue crystal to jump up to the next screen. Go left and collect the red crystal. Use it, then go right until you come across another blue crystal. Pick it up, go left, and use it to jump to the screen above. Move right and rescue your pet. Go left, collect the teat and drop down. Move right and make for the exit.


#### LEVEL 4

Collect the green crystal and use it. Drop down into the next screen, where, whoops, you've missed the amulet. Collect the blue crystal and jump up to collect the teat, drop down, move left, and drop down again. Get the blue crystal and jump up

#### LEVEL 2



## LEVEL 3



## LEVEL 4

## LEVEL 5



### NEXT MONTH

Take a tour of the 87% adventure with articles Spiky in Transylvania... And please keep sending your budget game's maps and tips to Translucence, Commodore Period, 30 Monmouth Street, Bath BA1 1JH. Bye bye for now.

to the ledge on the screen above. Jump up again, and collect the red crystal. Go right and fire your rifle. Then jump up to the next screen. Collect the heart if you want, then go left. Use the red crystal to gain a safe exit.


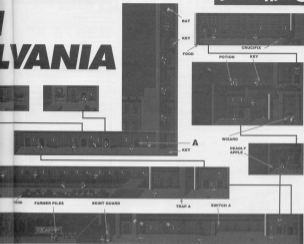
### LEVEL 5

Collect the blue crystal, use it, then move right and collect the mirror. Jump up and go right. Collect the six-fingered hand. Go left and collect last use the red crystal, then continue left until you reach your chum in his cage. Drop down, collect the blue crystal, then use it to jump back up to your chum. Now go right and jump up. Then make your way past the huts in... The Brief Case spectacular and sequences, with hundreds of sprites and CD quality music! Mr. Cue particularly dead and serious. Wow.

That's one more Translucence map for this magazine. Thanks, Andy. You don't want paying do you? Oh dear, very well. How's a fifty new parties. Now go on, you've earned it, 80% (Nope, mean it) got someone a nice to describe you. Bye.



# LYANIA



## Pointed tips

Most of the puzzles in the game can be solved in any order. Okay so you need to bring the castle guard to get anywhere in the final place, but in many cases, like releasing prisoners or generally exploring, you can do what you like. Just remem-

ber to get the relevant item before entering a hazardous area (a good example of which is the ghost room; enter it without the crucifix and you're doomed). Here are all the solutions you'll need to complete the adventure.

The points marked '2' link together.

The clear knob opens the Blazemith's hut

Use the gold from Granny Haggatha's to bribe the skin guard.

Get the ploughman's lunch. Give it to Farmer Files to obtain the waffles.

Use the gloves to tug the ball rope. Then get the bat.

Get the crucifix. Drop it near the book-bearing ghosts to kill them and get the spell book.

Get the tile by dropping the potion, spell book and the bat into the wizard's cauldron.

Go to the inn. Get past the inn keeper with the tile. Then capture to find the wine bottle and key.

Use the wine bottle to get rid of the thirsty guard.

Use the keys as soon as possible to save you carrying too many around. You won't be able to use, or even find some of the keys, until you've accessed all of the outdoor areas.

The waffles must be eaten to get past the mud patch.

### RED HERRINGS

The cannonball in the inn.

The cannon in the useless hut.

The guard who states it's too quiet.





If you thought *Out Run* Europe was the best driving game you'd ever seen, stop a load of this. Okay, so the screen shots don't look anywhere near as colorful as those from *Out Run* (which we only reviewed last month) but when you actually see the game running you'll know exactly what I'm on about.

For one thing the screen update is absolutely fast, and becomes even more amazing when you sit back and take in the scenery's high detail. But more on the game's technical merits later. You play the part of a customs officer — but not any old customs

officer, mind you! It's not only do I have to decide which way to go, but I also have to avoid that pesky traffic police car.

**It seems like there's always one more driving game around the next turn. But does System 3 drive our reviewer round the bend with this one? There's only one way to find out. Strap in, check your systems and go. The chase is on, and there's no turning back...**



# TURBOCHASE

officer. Oh no, you aren't! In fact a rather big Lamborghini is waiting to die.

Unfortunately, just as you're cruising round town, impressing all the lovely locals with your machine, you learn that a terrorist leader has discovered the locations of a number of US arms dumps. Does he think, 'Blimey, this is a bit sensitive. I'd just pretend I never found it in case the cops's big man' Mr. Ho, he does not. He quickly sends his dodgy mates round in a big Ford Transit to rob the dumps. It's now up to you to make sure he never gets to use them.



Here, all ideas, I'm getting a bit of a grumpy. Perhaps that comment will give some inspiration. You again perhaps not. Watch out for vans like this one. They're always teeming full of terrorists who are after your blood.



Before each level starts, you learn where your enemies are via a satellite link. Then it begins. Levels are divided into two sections, or countries. The first half of the level takes you through friendly territory where there's a little enemy resistance — it's just a city of letting you build up your confidence. Halfway through the level you break through the border

checkpoint and things start to hot up. Helicopters open fire on you, tanks of terrorists shoot your wheels away with gunfire, jet fighters strike the road. And if that isn't the worst jam you've ever been in, mines and barbed wire increase the danger level. But that's what you've come for.

In TurboChase, you sit with your car from behind but when you push the left and right on the controls, the road itself moves, not the car. The more you play, the more you realize that this approach makes you so concentrate on what's coming towards you, it helps focus more like real driving and gives you a simple get-on-with-the-action without the tedious tedium of an atmospheric option.



Just as the road looks mighty tempting but really, business and pleasure are not mix. Especially when there's a jet fighter screaming overhead.

Sometimes, the road splits suddenly. When you reach one of these bits, you have to work out which one to take or, at least, choose the wrong one and you'll find it's a violent shade of Lamborghini. So how do you figure out which fork to take? I'm not going to say you. System 3 want you to work out the answer to this, and other major puzzles in the game, for yourself.

Most of the time you should concentrate on emptying those levels of occupants.

Summers, police, whatever. Take 'em out. And remember, you're gearing fast fast. There are fuel gauges all along the way but you've got to be faster off the mark than Earl Lewis to get 'em. If you do miss them, which is extremely likely, keep your eye on the fuel gauge and hit a turbo only when the time is right. Floccetting past aggressors without slowing down to engage them in combat gets you to the end-of-level terminal more quickly than, er, a very quick thing.

Every level's scenery is unique. Inevitably there are pyramids and sphinxes in Egypt, tanks in Libya, outstanding marks in Tibet etc... I hope you and a few picture postcarders of countries at least. Even the present-

ation of  
stunning  
screens are  
excellent.  
Whenever  
you get a  
satellite  
message, send  
a terminal or  
come to a stop  
and, you're  
treated to one  
of 18 painted  
masterpieces.  
The animation  
in the game  
itself is not hot  
— especially  
when your car  
explodes. You'll  
see it soon  
enough first

time you play, but it's almost worth watching the game just to watch it again. The game is filled with neat touches like this — it's like a white to spot them all.

System 3 have already made a lot of noise about the game's sound (if you want what I mean). They claim they've succeeded in producing the ultimate sound of the 84. That's stretching the truth a little bit. Instead of sitting with your ear to the monitor and trying to count them, just sit back and



Don't ask me where this is, I haven't got a clue. One thing's for sure, it's full of bombs. The scenery on each level is highly detailed



Some driving games are amazing in that leaving the road leads to death, but as in Turbocharge, that you must avoid the pillars

# HARGE

It's a corker!

It's for you, which is well.

Once you've either dealt with or overtake the mainstream opposition, you catch up with a ferocious leader. He may be a bad guy but he's got a car like yours, so you've got to give him credit for taste. Having said that,



you've not been to admire his wheels or see whatever makes possible, whether it be gunfire or missiles (hey, who cares?), to get him to stop. Once you've done this, you've given your real set of wheels and it's off to your next location.

If the features I've already described haven't convinced you that this is an admirable experience then let me tell you now. The superior control method, the speed, the graphics, the gameplay and the sound effects.



Towers, however. These towers are a miserable bunch. Beating the vans quickly or the ensuing gunfire will tear you apart

All add up to a gut wrenching intercontinental land-encirclement extravaganza. If you missed Our Plan Europe buy this. If you bought ORE, sling your koba for the cash and buy this instead. Any Country owner who lets an opportunity like this pass him by is, on the one hand stupid, and on the other hand incredibly stupid.



I say, it's getting a little warm. This screenshot is impressive enough but wait until you see the explosion extended



Whenever you get a new set of wheels, this is what you're shown



A more detailed look at your hardware. Enjoy it, it won't stay that way for long



Waste your fuel and you'll be trading tyres for trailers, and in this test too

Game	Turbocharge
Publisher	Systems 3
Cassette	£17.99
Disk	£19.99
Release	Out now
Contact	001 886 8882

## POWER RATING

**THE DOWNERS...**

- Level 5 is rather a similar level to 10

**100**  
**93%**

- Spend you wouldn't believe. Doesn't tell how your wheels off
- Wonderfully detailed scenery, and lots of it
- Absolut but effective control method
- Limited fuel and missiles make it more a game of good judgement than luck
- Head locks, just to make things more busy
- Loads of extras to avoid, and movements to avoid
- Tunnel and explosion effects are full
- Soundtracks (that changed or not) add considerably to it
- Presentation systems are also of atmosphere

**0**

**...AND THE UPPERS**

# THE BEST IN QUALITY GAMES

The central graphic features a large, stylized 'Hit Squad' logo in a jagged, metallic font. Surrounding it are five game covers: 'Race-U' (top left) showing a yellow sports car; 'Xybots' (top center) with a man in a green shirt; 'The New Zealand Story' (top right) with a colorful cartoon landscape; 'Operation Thunderbolt' (bottom left) with soldiers in a war zone; and 'Cabal' (bottom right) with a man holding a skull. In the center, below the 'Hit Squad' logo, is the Batman logo. At the bottom of the Batman logo box, it says 'TM & © 1994 DC Comics Inc.'

## AT POCKET-MONEY PRICES! ONLY £3.99 EACH

ALL AVAILABLE FOR: SPECTRUM · COMMODORE · AMSTRAD

HIT NAMES · HIT GAMES · HIT SQUAD

Every soul has a dark side because of they way they sailn (that's 'rool', you fool) - *Oh*. But there's nothing feisty about this new game from Ocean. In case you missed the film it's based on, you play a scientist who's horribly disfigured in an explosion at his lab. The explosion was manufactured by arch-villain Robert G. Durant, whose pyromaniacal crimes want a torcher' your' pad on an evidence elimination mission (sorta papers incriminating Durant had fallen into your hands). All started up with no time to show, you set about the perfectly reasonable job of sacking survivors. Enter level two. Starting off as a humble brown



(Above) A little trouble in Chinatown, nothing too difficult. (Right) Darkie the ultimate game crane jumping, a great sport for all...



# DARKMAN



Subot should scuttle along the scaffolding in Durant's factory (level two). Climb the ladders to reach the roof but watch out for the helicopter...

sorta, you learn that Durant's duces are going to pick up big money in Chinatown. It's money you need, so you get it interrupted a by sideways scolding your way past gunmen, nugs and nips. You have to do a bit of dorking and there's a fair amount of obstacle to cover. But the bad guys are easy to beat up. Once they're down, they stay down.

On an intermediary screen you have to spy on crates walking past windows, while photographing one of them, so that you can construct a disguise. Time is of the essence and you're low on film but you can do it if you keep calm.

In level two you're trapped in a factory to Durant's cronies and the only way out is up to the roof. This platform level brings back memories of Batman The Movie but none the comparisons. The games soon become even more similar. The bad guys here are harder to beat up (they get up again, in other words) and some of the scenery is lit up with spikes. But it's a cracking level to play.

On the next level you return to the factory roof to face Durant and his grenade firing helicopter. You have to leap from rooftop to rooftop in order to escape. Avoid the explosions while getting into a good enough position from which to reach the next building.

Next you prepare a time-bomb to burk in the wreck of your old lab, and then fight your way out of the building. But assuming you get out of there straight, it's on to level five where all you've got to do is survive. However, by now you're hanging from a rope beneath the chopper, so the plot samples you in front of freeway traffic. Succeed and you continue aboard a tanker, tie the rope and put paid to Durant. But... The real evil mastermind was someone



Plunge through the air exactly the way bricks don't... The guy on his knees will get up again. You can't kill your foe on this level!



Several levels are littered with traps, watch your landing. Darkie's just about to leap off the platform for the left but he'll be gone burned, he'll probably fall a few levels

else all along. The obstacle with Strick takes place on a skyscraper cluttered with the last of the cronies and a few more traps. You win by throwing Strick from the roof.

Durant is familiar Ocean has carried off with slick graphics, satisfactory sound effects and balanced gameplay. No ground breaking moments take your breath away but what is there is good. My only reservation is that more accomplished joystick jockeys will crack it with far less effort than I applied. Harshly with care.



SEAN

Name	Darkman
Publisher	Ocean
Console	C 10.99
Disk	C 10.99
Website	Out now
Contact	061 832 6630

## POWER RATING

### THE DOWNERS...

- Probably a little too easy for expert street gamers.
- Lacks the same of Ocean's old Batmanode has been given a few less of its
- Only method

100

71%

- Clearly, well coloured graphics and crisp background scenery throughout
- Screen completely different styles of gameplay to capture the plot of the film
- Engaged ideas for the 'Terror' level game
- Reasonable sound effects often act as hazard warnings
- Responsive controls help the playability
- Programmed with the use
- Good ending

...AND THE UPPIERS

0



**W** hat we need here is a good catch-phrase. To speak, no one can hear you scream? Heavens, too spooky. What man in the warmest place to hole? Nope, not scary enough. He's coming to town with a few days to kill? Pff, too corny. Don't be afraid... be wary, very afraid. Hmm, getting there. How Total, OH MY GOOD! Alien? Run away? No. Like it.



Alien Storm graphics work hard to live up to their name. This creature looks like it's been hit by lightning more than once.

# ALIEN STORM

There's no two ways about it, US Gold's Alien Storm is full of them. Niggling bugs, scurrying spider types, gloopy green creatures that sludge from the ceiling, stomping spiders — you name it, it's got 'em.

Now some of 'em are all right, but these dudes have a real attitude problem. They're landed on Earth and are currently kicking up

some dust — bumping off humans, ransacking shops, getting their intergalactic superpowers on double yellow lines and generally acting like jerks. Time to kick slimy alien butt. And remain calm. This time it's war! (ah, there's another good one.)

At the start of all this inter-species aggro, you and a buddy get to select your alien-sounding character from a team of three. There's a glib, a stinky and a stinky (although in both all three characters look pretty much the same apart from their colour schemes. Anyway, pick your person and off you bid to inflict some pain.

Basically, what we have here is a Standard Assault 'em up... well, more of a Slang Laser 'em up, really. Your characters walk along the botchy scenes plugging machines with bullets, or using their laser gaublets to unleash a stream of photon death on the alien interlopers. If the world once was getting a bit too close for comfort, you can perform inhuman acts of deconstructing, or the far cooler Starbuck and Hatch-style barrel roll to avoid their tentacular advances. Alternatively, hit a function key to unleash your alien

Hauled onto the 64 via a Sega coin-op, the latest US Gold release offers the chance to cook creatures from another planet. And why not? These guys seem intent on squatting in otherwise inconspicuous washing machine warehouses. Our reviewer investigates a few crates



In ultra-fast scrollby mode, one of our laser-stinkers can force a moment's rest on the nasty red bastards. I mean it doesn't look very fast, but just takes my word for it

## Things in store



The up-and-down intergalactic levels start off in an electrical retailers...



...Wade through the odd factory warehouse parking lot type of alien...



...And end up in the alien bathhouse, where things get really weird!



On the back of the alien bathhouse (the flying alien is a built-up area with no life), it's your own call on this creature. Both players have chosen Elio as their alien ego

weapon. A wave of pure energy (well, alien-actor black) sweeps the screen and destroys everything in its path — except you.

Once an attack wave has been summarily slaughtered, an 'OK' beacon signals that you should move on.

Over the street scene and you are gulped into a building in which the alien have set up home. (Now, for some strange reason there are usually electrical retailers or household goods stores. Why electrical retailers with control over light-speed space vehicles should feel at home handling deflated cases of Sony TVs and Panasonic Cameras is totally beyond me.)

This section offers an Op! that's a little different, where you waste the machines as they appear from



The intro bit where you choose your alien-sucker level, colour scheme) from men, girl or drab

# Pick me ups



When those purple people valves appear, they lower around and level on parking over themselves up and dropping them again for a boost. This is exciting and hard on the ankles

Whenever you shoot a good hearing and they release them on the flying jets. Blow them out they release



M

This pink 'n' probably benefits more up of the rest of one of the levels. All it with enough firepower and it's almost a walk to places - a very pleasant sight after having had your feet soaked by it for the last few minutes



It does, still off. You shoot constantly, but can tap the fire button to perform maneuvers. Reach the end of this section and you enter another Golden Age-style section. And so it continues, alternating between these three different stages (in no particular order) until you enter the alien mothership and destroy the brain-thing which controls them all.

Without exception, *Alien Storm* is a real visual treat. From its animated monsters, to the top-of-the-line graphics, inside the mothership, the 64 has never looked so colorful.

Unfortunately it can't be so complimentary about the sound. A jolly little tune throughout completely obscuring any feeling of impending doom. My advice is to load the game, turn the sound off, buy the movie soundtrack

from Alan and play that instead.

Gameplay is fine - and at the better for having a simultaneous two-player system - although even with the intermediate stages, it does grow a bit wearisome. There's a hell of a lot of games to hack through and by the end there's a definite feeling of 'been here, done this'. Even after annihilators can feel jaded.

I could also have used a bit more variety in the enemy attackers. There are only about

half-a-dozen species of creature that repeatedly crop up throughout the mission, and you soon start wishing that you could face something different. Again, there are some wonderfully grotesque end-of-levelers - but I wanted a few more to fight.

A quick warning to people with a low threshold for tape multiloading. The levels are quite short, and since each is loaded in separately,



Inside the mother ship things get well spooky. The backdrops, as you can see, are pretty damn fine

behind crates, pop up from the floor, fly across the room or engage along the ceiling. The occasional creature also releases energy pods which can be shot (pointed up to boost) after your flagging finishes, or your smart weapon potential.

Occasionally you have to rush to the next scene - and I'd also mean rush! This high-speed roller has both insurers pegging it along the road like their lives depended on it (which



And here it is - one alien mothership, double parked and full of aliens. Watch out for the purple 'test' alien - he'll send you with his tentacles as soon as he's of you



Drop your 'n' Turn your back on them, if you don't see them, I bet they can't see us. Then when they've got level walking



Drop your 'n' You hang upside down from the backdrops. When the spidery alien comes over to see what you're doing, watch him!

don't be surprised if you spend a fair amount of time tape flipping and rewinding instead of being 'n' level!

*Alien Storm* isn't the best game ever but it's certainly slick, very nicely put together and great fun with a partner, too.

You surely could do worse this winter than curl up in front a warm, freshly toasted being-thing from another planet.

JOHN

Game	<b>Alien Storm</b>
Publisher	<b>MS Gold</b>
Cassette	<b>£ 11.99</b>
Disk	<b>£ 16.99</b>
Release	<b>October</b>
Contact	<b>021 625 3366</b>

## POWER RATING

**THE DOWNERS...**

- Minimal variety in opponents and gameplay eventually grows dull
- The soundtrack...

100

**86%**

- Delicious graphics are extremely good - especially inside the mothership
- Two-player mode is burning double the fun
- Three different game styles keep the power of buy and the trigger 'finger pump'
- Main characters are nicely animated and quick to react
- The super-smooth panels and tight controlling is very eye-catching
- Good intro and player select
- One hell of a long mission with some slight multi-stage interludes

**...AND THE UPPIERS**

**Commodore**

FAST FORWARD • TURBOCHARGE





# ROGER FRAMES

buys  
Budget Games



With 30 levels into your CGP, The New Zealand Story has almost been done. If you've not got it yet, don't wait any longer!

## THE NEW ZEALAND STORY

The Hit Squad, £3.99

Oh, so I only reviewed this last month. That was when it appeared on The Hardware Collector from Ocean. Now it's on budget so you can



concur to delights for only a few quid.

It's a platform game in which you take the part of a lily bird whose friends have been kidnapped by a villain. There are 30 levels in all with a big bad guardian type at the end of every fourth level.

The platforms make up simple mazes for you to crack. Sometimes the route seems impossible but there are numerous space-ships, balloons and even floating rocks that you can leap aboard to get round obstacles.

At the start of the game you are in possession of a bow and an unlimited supply of arrows. Further into the game you get the opportunity to pick up more meaty forms of firepower, such as the blazing bombie thing, or the vicious laser-like beam. (I wonder if it's too late to sack him? - Ed)

Early levels are tricky but well structured, so that you get a little further into the game each time you play. Even the first couple of end-of-level guys aren't too bad. However, one thing that ruins the game a bit is the way it suddenly becomes so hard later on. As you get further into it, the levels become more and more nightmarish. By the time you get to the 20 levels near the end, you will have probably reached the end of your tether. It's a bit of a shame really in view of the very high standard of graphics and the entertaining

There we all were at CF's 1st Birthday party, having a smashing time, when I was stricken down with some horrible disease. Sent temporarily mad by my affliction, I stumbled down to the river and fell in. Lucky that inner tube was nearby or- (Hold on a sec... Didn't you just get drunk on sherry trifle? - Ed).

style of gameplay. Still, I'm sure there are more than enough of you out there who are fit better gamers than I, and it is to those that this game should be highly recommended. At this price even I can afford it, so it has to be a Corcor!

**THE NEW ZEALAND STORY**  
Wonderful gameplay and contains no push-over. Graphics excellent from start to finishing touch.

**FRAME RATE 90%**

## TOOBIN

The Hit Squad, £3.99

Tengen alert! Demark's version of the coin op makes it onto budget, and their goodness goes for a full price, it was definitely average. The well named game is based on an old named after the odd sport of toobin<sup>1</sup>, which toobers, if that's the right word for them, travel down a fast flowing river on an inner tube with noel on but their shriekes.



Yeah, it's a lousy look, but! Though it gets a bit boring later on, Toobin's good fun to play for a while. Not a winner

There are plenty of levels to cope with but unfortunately they all follow directly on from one another, there's no break between 'em. It would have been more fun if you had to complete each course individually to qualify for the next. Having said that, all the levels are different. There's a standard river section, a jungle section and a grand canyon rapid slide, to name but three.

Along with changes in scenery come new hazards. In the first level you simply have to survive with floating debris and hazards that try to sink you under. Later, though, the hazards and debris are still there, you also have to outmanoeuvre crocodiles, stinging snakes, thorny bushes and fisherman's hooks. Ouch!

There are also steam pistons to get between, beach balls to pick up and the odd weapon or two to collect. The game plays fairly well and the graphics are adequate, but it's all a bit boring. It just goes on and on and you end up thinking, "What's the point?"



## TOOBIN

Wow, like, shiver about the lack of variety. I'm sorry people but we should think twice before buying this.

**FRAME RATE 56%**

## CABAL

The Hit Squad, £3.99

If you're after a heavy duty CGP that's different, look no further. The graphics are nearly as big and meaty as Gp Max! and the gameplay more than makes up for it. You control both your soldier and an on-screen crosshair. Move the joystick and they both move across the screen. Move the joystick



Take cover as you're going to be playing a very short game of Cabal. The enemy shows every thing they're got at you soon enough.

while simultaneously firing and only the crosshair moves. This is useful, because you can manoeuvre your man behind one of the tumorous objects that often cover from enemy fire, then move the crosshair back out to lay waste to dozens of the bad guys.

And you need to. The foe are everywhere. Shoot them quickly and everything is fairly easy. Leave it too long and they start firing back. Even this isn't too bad at first, thanks to their inability to aim well when they open up, but they soon get a lag on where you are and adjust their aim.

There are also tanks, planes, helicopters and grenade-launching trucks to contend with. These are harder to kill, so a well placed grenade is of more use here. There's a death quota to be met on each level, represented by a bar along the bottom of the screen. When you've killed enough of the buggers, it's on to the next level.

After every four levels there's an end-of-level boss to kill. The first of these, by way of an example, is a Chinook helicopter that lets fly with various forms of weaponry. Just use plenty of grenades and keep firing. Eventually it'll explode.

The graphics, while simple, are highly effective. The enemy troops appear from behind all sorts of barricades. And speaking of barricades, if your cover is hit too often, it comes crashing down, making your job all the more difficult. Basically, Cabal is a left-foot military shoot 'em up.

**CABAL**  
Puzzling but brilliant fun. Effective graphics and tonnes of enemy troops to defeat. Get your sights on it.

**FRAME RATE** **83%**

## SHINOBI

Masterpiece, £3.99

Ninja fun for all the family here. In this version of the Gega coin-up, you play Joe Musashi, a graduate of the Miya school, being the most respected ex-pupil you are invited back to the annual graduation ceremony. Unfortunately, Mean Flo, an ex-pupil turned bad, kidnaps the entire junior class and demands a heap of gold by Wednesday.



Large processor bytes lurk in dark alleys in Shinobi. Keep your shuriken sharp and these end-of-level battles are easy to lose.

Each level, or mission, involves travelling along the horizontally scrolling play area, killing Flo's henchmen and rescuing the captive students. Not as easy as it sounds. Flo's followers are nasty and varied. The majority of them are easily dealt with, as they only use unarmed combat, but there are lots of them, so you often find yourself messing with them while a more powerful opponent creates up on you. These tougher baddies are equipped with shields and lasers or guns.

When you've collected all the kidnapers on any one level, you go up against an end-of-level baddy who is usually massive, always heavily armed and inevitably hard to kill. After this comes the bonus level involving three platforms, several dozen Miya and a hearty helping of shuriken. This bit is especially impressive because it's sort of 3D. Your opponents come flying out of the screen at you and your shuriken go flying into the screen at them.

It's very much like Shadow Dancer, but without the slip. It may not be as appreciated but the playability is there. I like it lots and because of that I may well give it 80%.

**SHINOBI**  
The kotosuero to one of this year's better games is pretty good in its own right - especially at this price.

**FRAME RATE** **82%**

## DIZZY PANIC

Codemasters, £3.99

Let me tell you a little story. Once upon a time there was a character in a game who looked like an egg and was called Dizzy. The games he appeared in were for one thing budget hits and, for another, very, very good. It had the roughest little fellow enjoyed enormous success, especially on the S4.

After a short rest, Dizzy's every one's rejoicing he returned in a new game. This is that game. Is it hugely playable like its forerunner? Not really, no. It is a phat, and a very descriptive one to my mind, it's a huge steaming tin liner but of centuries-old horse shit.

The gameplay is like a poor mixture of Tetris and Klax. There are four descending formats along the top of the screen which release blocks of different shapes and colours. Along the bottom of the screen is a bar with holes that correspond to these shapes and colours. What you have to do is move the bar left and right with the joystick to fall into their relevant holes. As that only one shape at a time falls. But as you get further into the game these are released at once.

For a brief moment the joystick could be dropped and the ZF rows would cascade their very own shuriken before getting back to work. We would have had some cheap fun, too, if it wasn't for the inevitable budget-price...

The ultimate aim is to meet your shape quota, as shown at the top of the





Glizzy tries to find his balance in this *Glizzy Panic*. The challenge is too great for his feeble feet for long.

screen. On level one there are only 80 shapes to collect — easy enough. If, however, you drop one of the shapes through the wrong hole, the funnels descend faster. When the funnels reach the sliding bar at the bottom, it's game over. This is all very well on level one but as you get to higher levels the shape count increases by a ridiculous amount. For example, level four's quota is 250 while level ten requires 800 comically placed shapes. Not only does this lead to a very long and tedious game but it's also, as far as I can see, impossible to complete.

Come on guys, you hit a sustainable formula with the other Glizzy games. Either stick to the formula and let Glizzy die a graceful, if overlooked death, or not bother at all. People would rather they never heard from the egg head ever again than risk buying absolute trash like this.



### GLIZZY PANIC

A disastrous attempt to keep the Glizzy name going, that's nothing more than a full Glizzy look-alike.

FRAME RATE

13%

## SKY HIGH STUNTMAN

Codemasters, £3.99

Dear old dear! More appalling rubbish. The title is misleading to say the least. What it promises is a rather quirky and typically Codemasters simulator of some obscure pastime, in reality it's a fugly, tedious, and badly programmed shoot 'em up.

The only connection it has with the first world of stunts is that instead of using lives, you waste 'takes'. But even this is done badly. Waste a 'take' and you have to wait at the end of 60 seconds while pathetic little messages like "another take gone" and "action" are displayed at the foot of the screen.

The first scene involves you, a small aircraft and a fight over enemy territory. The screen scrolls vertically downwards and as you fly over lakes and trees, various enemies appear. These include other planes, boats, tanks and gun emplacements, all of which the back at you. The ridiculous thing is, you can also crash into all of them. There's not so bad if the thing you hit is

another aircraft but how on earth is a plane supposed to collide with a dirigible? Then, fountain. Level ten is even worse. Again it scrolls vertically downwards but this time you control a hot air balloon... give me strength.

Anyhoo, movements control the on-screen character but the balloon also drifts slowly in the general direction of the cross hair. This would have made an interesting departure from the normal shoot 'em up scenario if you were pitted against other, equally uncontrollable balloons. Unfortunately you come up against much the same opponent as you did in level one, so it's right an impossible to avoid death.

At this point your favourite reviewer screamed loudly, burnt the game cassette and uttered a series of words that caused most of the CP crew to faint in shock. Save yourself similar trouble, buy something else.



The second movie of all time needs a central stuntman. Any other? Thought not.



### SKY HIGH STUNTMAN

A bit of a silly way to do a shoot 'em up and it's not even a very good one. A bit of a box office flop, I think.

FRAME RATE

25%

## QUATTRO SKILLS

Codemasters, £3.99

Yet another budget compilation hits the streets under the Quattro banner. The 'stunt' in question here is ice skating, the first of which is skateboarding. This particular version of it is excellent. Each level is split into ten sections. The first section is 30, in which you skate downhill collect ing flags within a time limit. The second section is viewed from overhead. The screen scrolls constantly downwards and you have to move your skateboarder left and right to avoid hazards and steer between flags (like in standard skater stunts). This game is an absolute playalike, the fact that it's well 'and doesn't seem to matter. I just laze it.

The second item on this compilation is a night simulator. I

Oh dear, think in charge of an inner tube, Roger was found floating in the Severn estuary. "That poor moribund must have been dead," warned MP from his cockpit



The best of the bunch from the Quattro Skills compilation has to be the Pro Skateboard Simulator. The other games suffer from being second rate.

couldn't possibly tell you exactly whether it's buggy or not but it seems more towards league so I'm amused. All the usual stuff is there, like screen doors, line-ups and conversions. There's only one fly in the ointment... it's crap. It'll confuse non-buggy fans and annoy those who eat sleep and breathe the game. It's hard to control and what's worse, when the ball is kicked, all your players disappear off the edge of the screen.

Next comes a footy game, as if you needed another. This one, at only 75p (representing one quarter of the price of the league) is as good as most and better than some. It scrolls vertically and the players are programmed with mental that causes them to slide into tackles. It makes for a probably playable game.

Finally, it's extensive straddles of round... a tennis sim? Not much to say about this one. It has the graphics of a good tennis game. It has all the options you'd expect to see in a good tennis game. But it plays like a turkey. The gameplay is seriously flawed by bad programming. If you inadvertently return the ball after your opponent fails, the point is awarded to him, not you. Very poor.



### QUATTRO SKILLS

Waste buying for the Quattro Skills simulator alone, but there's a real treat here to recommend it.

FRAME RATE

65%



## WIN A DJ SYSTEM!



THIS DRILLIANT SYSTEM INCLUDES 2 TECHNICS DECKS, MIXER, CD PLAYER, CASSETTE DECK, MICROPHONE AND EVEN MORE! SO CALL NOW!

**0898 404636**

## WIN THIS INDY HEAT ARCADE MACHINE!



INDY HEAT IS THE MOST RADICAL DRIVING GAME AROUND AS 3 PEOPLE CAN PLAY AT THE SAME TIME! PLUS, WITH 14 DIFFERENT CIRCUITS TO CHOOSE FROM, THERE'S ALWAYS A NEW CHALLENGE! BUT THE BEST THING ABOUT THIS MACHINE IS THAT WE ARE GIVING IT AWAY! SO PUT YOURSELF IN THE DRIVING SEAT AND CALL NOW!

**0898 404633**

## WIN A GAME GEAR!



**0898 404635**

## WIN AN AMIGA 500 SYSTEM!



**0898 404637**

## WIN A RADIO CONTROL HONDA BIKE!

**0898  
404639**



## POCKET THIS 6 FOOT POOL TABLE!



## WIN A HONDA MOPED!



**0898 404638**

**0898 404634**

Calls cost 34p (cheap rate) and 45p (at all other times) per minute incl VAT. For winners list send SAE to: Popluxa, PO Box 2065, London, W12 9JH. Average call length is 5.5 minutes. Calls are more expensive than normal so ask permission before you phone.



After every eighth level comes a bit of a challenge. This is the first and involves shooting coins until they disappear.



In keeping with the cute flavor of the game, defeating an end-of-level guardian leads to an over-the-top fireworks display.

**F**or a while, we at EP have been bringing you various bits of tidbits about the new coin-up conversion from Storm. Up until now, although we knew it was a bit special graphically, we hadn't had a really good look at it. Now that we have, we can tell our mystic rods slot and shout, "Hurrah!"

Regular EP readers will already know that Rod-Land's plot revolves around two fairies, brother and sister Tom and Alice, whose mother has been kidnapped and taken prisoner at the top of Midroot's tower. As no one else is capable of performing a rescue opera-

No this isn't an experiment to see how many times a reviewer can use the word 'cute' in one powertest. It is, though, the definitive review of the new game from Storm. It's got panoramic platforms, multitudes of monsters and two incredibly cute characters (oh darn!)



# ROD-LAND

tion, it's down to these two fairies to carry out the unlikely mission.

Fortunately, some magical old tology gives them both a mystic rod and a set of arcane firearms to help them on their quest. The rod can be used to trap and repeatedly

bash foes around the play area; the firearms are useful for creating ledgers to aid our heroes' escape from sticky situations.

The game itself is reminiscent of classic Doodle in that the player — or players, for there is a two-player mode — only have to deal with one screen at a time. Once clear, a speedy downward scroll brings on the next.

Each screen or level is a collection of platforms and ladders upon which an

arrangement of gently nodding fairies. In addition, a number of odd creatures also inhabit the area. There are two ways of dealing with the situation: there's the brute force and ignorant method of merely leading all the creatures to get to the next screen or you can try and extend all the

flowers. Succeeded and the bonus game appears where your opponents become turbocharged and a time limit is set in motion. Hit the record-ists to collect letter tokens and then trade in the set for an new life. (Hey Andy, maybe you could get one — 432.)

Killing creatures is a lot. All you have to do is wait until they get near, face them, let 'em to eat off your mystic rod and they become temporarily ensnared in a magical

*Creatures home in on you with unerring accuracy and speed*

## Fairy firepower

So many monsters, so little firepower, right? You couldn't be more wrong. When you tell the bad guys they generally release one of five weapons. This can be incredibly handy when you find your self surrounded by three hordes of the history you just finished. Here's a quick run down of what's available and exactly what each one does.



If you feel yourself cornered and you're lucky enough to obtain one of these, you'll be all right. When activated it throws up a temporary shield that kills anything that walks into it.



Arguably the most effective weapon. When you walk into it the four balls whir randomly around the screen until they come into contact with either an enemy or a piece of scenery.



This one, while not the most effective, is spectacular to say the least. When activated, five massive bolts of flame hurtle both left and right across the screen. It's brilliant.



Walk into the missile from the left and it streaks right. Hit it from the right and it goes left. Not the most potent weapon available, but it is a right spot if it's when on the back.



This one's a bit crap really. Walk into the S and it changes shape and color and becomes off screen the screen. Despite its, it sometimes becomes right over its intended prey.



Red requires you to catch a really in Red Land. Still, those hurtling balls should see them off.



Your ladder won't reach the top of this level. Hey about a balloon to get up there.



It's extra time you're after, not just the flowers (and leave a few of the toddlers in one place)



A piece of fairy cake. Once all the flowers have been picked, you're into the bonus game



The toddlers love pink and yellows a swirl form of speed. Kill a pinkie, and a better toddler is left behind



Collect the letters E, S, T, B and A and this gorgeous girlie provides you with a bonus challenge

# LAND

learn. If you then repeatedly press fire, your little guy or gal comically bashes the monster senseless from side to side. Pause for too long, however, and your attacker escapes — and bashes you instead.

When an opponent dies, it releases a bonus. It might be points, in the form of a fruit, or it might be a weapon. There are five weapons in all and they're described in the box below (and across a bit).

It's all very well talking about the bonus as if they were just a slight headache but they are far more than that. Every type moves and attacks differently. Some of the little creatures merely wander aimlessly around in the hope that they might make con-

tact. Others baste it on you with unerring accuracy and speed. Then there are the really potent ones, like the leeching (throwing toddlers) or the carnivorous worms that look out huge tongues to capture you.

Some of the later levels provide more of a challenge in that the upper part of the screen is inaccessible. The only way to reach these parts is to either reach holes or balloons that float up the screen or to use the teleport doors, depending on the level.

There are 22 levels in total. After each batch of eight there's a tougher than usual opponent to get rid of. The last is a series of both stinging crocodiles, followed by a giant

while that free babies at you! Best scores the trapeze-swinging elephant and finally a mighty caped dude with a horned hat. (Actually, this is the evil dude who's kidnapped Tam and Rita's mom.)

Hardened gamers may find the first half of RedLand a little easy, and such slight through. But completing the whole game with only three lives should prove challenging enough for the vast majority of players, especially if you collect the flowers along the way.

The graphics are wonderful, with excellent animation on all of the tiny but highly detailed hi-res sprites. The big bosses are also beautifully rendered and their methods of attack are clearly different.

The two player option is good, but too easy, so if you don't want to spoil the surprises that the later levels hold, stick to solo play. RedLand is great game that looks cute but plays hard. In fact it's very difficult to pull yourself away from.

ANDY



Completing the whole game with only three lives should prove challenging enough



In wary of the worms. They look a bit stupid but their scolding tongues are deadly



It's the gummy blob that gets near you and it's up to you! (Don't touch — their tears are lethal)



But a cunning creature can be avoided on some levels if you use the teleport doors



RedLand occupies all its cash. Stunning fun! If you have a look at Fairy Response for details

Game	RedLand
Publisher	Storm
Cartridge	£ 11.99
Disk	£ 15.99
Release	September
Contact	071 220 3320

## POWER RATING

### THE DOWNERS...

- Early levels are a little too easy
- Designed games will miss through the two-player option

100

82%

- 22 glorious levels to get your teeth red hot
- Range of original creatures, each with different attack modes
- Beautifully simple graphics, expertly animated
- Weird but wonderful and at least generous, tough too
- Control method works well
- Presentation screens are cartoonish and well drawn
- Sound effects are great
- Teleport doors and balloons are lots of money features
- Bonus weapons are more fun and mighty useful

### ...AND THE UPPIERS

0

# GET YER MITS ON

## THE HITS

# 2



SNARE



RETROGRADE



HEATSEEKER



SUMMER CAMP



CREATURES

CBM 64/128 CASSETTE £16.99 DISK £19.99

Five more smash hits bringing you the very best from Thalamus during 1988-91. "The original HITS is reputed to be one of the best-selling compilations ever," said *New Computer Express*. "...How can Thalamus follow that? Easily... The HITS 2 is a compilation not to be missed."



# THALAMUS

THALAMUS LIMITED, 1 Saturn House, Calvea Park, Aldermaston, Berkshire RG7 4QM

# LOAD 10.666K EVERY SECOND

This is the ultimate disk drive for the Commodore. It can load in seconds, 64K in under six seconds. In fact, it should cost around £150, but you can win your very own brand new DD-001 3.5" disk drive because TIB, Inc., the manufacturer's, have given us three of them to give away.

TIB have come up with a sleek 3.5" unit which fits speedily into the user port, rather than the usual slow old serial connector. It houses a fast Japanese drive unit, loads a 64K game in around six seconds, and the disks can hold up to 700K of data. The trick is that the disks are not the old DD01 format we know and love to hate, but in fact the same format as the IBM DD05 drive used by IBM PC clones.

So in addition to fast loading you can also hotload, transfer files from PC 3.5" disks too. TIB have been making bridges for over a year now, and they've used the knowledge to make the DD-001 very simple to use. Switch on your computer and if there is a formatted disk with a game in progress on a 3.5" disk, it will load automatically and instantly in seconds. If there is no disk in the drive, the system will wait as usual, but the drive system will be inserted between \$0000 and \$0080. (NB: The system can be moved if you need that space for a program.)

Sequential files are not handled as normal, but can be loaded using a jump block. Information about the jump block is in the documentation along with the drive. The disk formatting commands are basically the same as any normal disk, except you refer to the unit as device 8 rather than the usual 6. So, to format a disk, for example, you type:

```
OPEN 15,8,15
PRINT#15,"No-disk error"
CLOSE 15
```

Formatting takes about 1 minute and 50 sec. That too, is much faster than the 1541 and clones. Although mostly it has uses in program development, for fast loading and saving and high capacity, there are some games on 3.5" format already, some of which are included in the pack. And the good news is that TIB have already been in touch with major UK games publishers, and they have made considerable interest in supporting the drive, as it has all the benefits of speed and freedom from jump that a cost has, but without the production hassles.

**Answer 3 simple questions correctly and win one of three revolutionary 3 1/2" disk drives.**

**\* Ideal for programmers, quick back-up/load!**

**\* Read IBM PC compatible 720 kilobyte disks!**

**\* Commercial games software already available!**



## We've got 3 TIB DD-001 disk drives and one of them could be yours

All you have to do is answer each of the following questions correctly. When you've absolutely certain that you're destined to win one of these valuable and powerful tools, send in your answers on the back of a postcard. Convince yourself that nothing can go wrong, that you've just been given a pile of time and your credit a good, keep smiling and write 'em down before you forget 'em.

Smiling like a madman on the verge of a milk bottle, address the postcard or envelope to:

Everybody Needs New Heads New Competition,  
Commodore Forum,  
28 Mansnouth Street,  
Bath,  
BA1 2AP

### Listen

Do it before October 17. In fact, do it now. Think of your new head. Don't do it if you work for Future Publishing or TIB. You don't count. Do it even if you thought the bit about being destined to win was soft or if you think one head is enough. Don't mess it up if you don't win.

Here come the questions:

1. Why is ribbon cable so soft?
2. What is the actual disk made of?

1. What do 55, 05, 50, 00 and H0 stand for?

Try as many times as you like but you can only win once. Believe it.

**Got no listings? A quick glance at this month's Inside Info pages will tell you that this is no ordinary issue. As lots of people have been asking how they can connect their C64 to the outside world, over the next two or three months that's exactly what technical editor Paul Lyons will be doing. Go to it, Tech Ed**

In this and the next two instalments of Inside Info I'm going to explain how interfaces work, how to build a small test rig with lights so you can see the effects of your programming and how to drive motors and other powerful devices simply and safely from the comfort of your keyboard. This month we answer the question: "What is an interface anyway?"

PL

## INS AND OUTS

All computers have interfaces — ways of communicating with the outside world.

Keyboards, joysticks and printers are all forms of interface. On the C64, however, there are also a number of connections that allow other devices to be connected to it to exchange information.

**Joystick ports:** or, joysticks. These are switched inputs and work by simply joining two pins together in the same way that when you move a joystick, you close a switch. The joystick ports on the C64 use 8-pin D connectors and are quite commonly available. One peripheral that is simple, but fun to make yourself is a bank of up to nine buttons that plug into the joystick port and can be used as input for your own games. Watch this space for details...

**Serial port:** used on the 64 for printers and disk drives. This can also be used to connect two 64s together to transfer data and the like. This involves quite a bit of trick programming to get it to work correctly.

**TV ports:** for output to a TV. Televisions can't take "pure" video signals, so the signal is modulated (mixed) with another wave which carries the signal. When this modulated signal enters the TV, this carrier wave is then removed giving the pure signal again. However, some quality is lost which is one of the reasons that monitors give better pictures than TVs.

# INSIDE

**Video port:** for output to a monitor. This is the pure unmodulated signal that gives you the best quality pictures from a monitor. Expansion ports: for lots of bits, but particularly cartridges. This contains lots of shakily input lines allowing things such as DMA (Direct Memory Access) which allows devices plugged in here to access RAM without going through the CPU — something that freezer cartridges do a lot.

**Cassette port:** or, for a cassette unit. And, most importantly to us, the user port.

## THE USER PORT

Although the C64 has lots of ports, the User Port is the main one of interest to anyone wanting to connect their machine to the outside world. Turn your computer round and have a good look at the back. You can't miss

## User port pin outs

### What the Pins Do

- 1 On, also known as ground.
- 2 +5volts

Most bits in the C64 run on 5 volts and if you are building projects you can use the power from the computer rather than using wall batteries. However you can only take a very small amount of power from this port (150mA). This means you can only power a few chips and LEDs (Light Emitting Diodes — see power lights) from this power supply. If you try to connect normal bulbs or electric motors or the like to this power it won't work, so your C64 will probably crash and if your C64 might go that great electronic scorpions in the sky.

### 3 Reset

As we've said in Inside Info before, if you connect this pin to pin 1, you will reset the computer.

- 4 Serial port counter from CIA#1
- 5 Serial port from CIA#1
- 6 Serial port counter from CIA#2
- 7 Serial port from CIA#2

Each of the two CIA chips in the C64 has a serial line that can be used to send data — or take data in. We'll be looking at serial lines in an iph to come.

### 8 Handshaking line from CIA#2

When you want to exchange data between two computers you can't always be sure that both devices are running at the same speed. The way to ensure that both computers are ready to exchange data is to send a signal down the handshaking line, as if it is say "ready for the next bit of data". As we'll only be transferring small amounts of data, handshaking doesn't really concern us (yet).

### 9 RTN line

Serial attention In/Out. This is used by the C64 to start communication sequences on the serial port.

### 10 +5 volts

AC power directly from the transformer (500mA).

### 11 -5 volts

AC power directly from the transformer (500mA).

Like the +5 volt line on pin 2, you can use this power to directly drive projects rather than using extra batteries. However, it's not a good idea for the same reasons that it's not a good idea to rely on the power from pin 2.

### 12 Ground

As pin 1.

### A Ground

Also as pin 1.

### C FLAG

See pin 8 this is used for handshaking.

### C P80

### D P81

### E P82

### F P83

### H P84

### J P85

### K P86

### L P87

These eight pins are connected directly to Port B on the CIA chip. They can be used to send or receive data, either as a whole block (eight bits at a time), or individually. These are the most useful pins on the port. For our use they give us eight switches to which we can send signals into the C64 or program the 64 to turn on external devices.

### M P88

This is pin 2 of Port A. It can either be used in the same way as pins P80-7 or as part of a handshaking system (see pin 8).

### N Ground

Es. yes — as pin 1 again.

# DE INFO

the user port (it's the one that has USER PORTY printed underneath it). The connector itself is a piece of plastic with 24 metal legs on it, 12 on the top, 12 underneath. Each connector is known as a pin, even though they look nothing like pins.

The pins on the top are numbered 1 to 12 from the left-hand side and A to H on the bottom. Perceptive technicians will notice that there are actually 14 letters from A to M, but I and O are not used.

The user port is connected to the CPU through a custom chip known as the 6526 CIA (and you thought only the Amiga used custom chip sets). CIA stands for Complex Interface Adapter and boasts a serious list of features, only some of which are accessible from the User Port.

1 2 3 4 5 6 7 8 9 10 11 12

XXXXXXXXXXXXXXXXXXXX  
XXXXXXXXXXXXXXXXXXXX

The User Port as it looks from the back of your CIA. Notice that the letters I and O have been left out. DON'T use 'em,...

## DATA DIRECTION

As I said above pins C-H can be used to either send or receive data. So that the CIA chip knows what you want to do, you have to tell the Data Direction Register which pins are going to be used for what. Setting the DDR takes complicated, but it's not too bad.

The DDR has eight bits, one for each of the pins. If the bit is set to 1, the port becomes an output. If it's set to 0, it becomes an input. So, say you wanted to set pins C, D, E and F to be outputs and pins H, J, K and L to be inputs:

```

PIN      L  K  J  H  F  E  D  C
BIT      7  6  5  4  3  2  1  0
NUMBER  0  0  0  0  1  1  1  1
DECIMAL 128 64 32 16 8 4 2 1
  
```

To set the DDR we use a POKE statement. Unfortunately we can only POKE decimal numbers from 0-255, so we have to convert from binary to decimal. We've done this before in Inside Info, but in case you forget it, all you have to do is to use the little nifty DECIMAL above. Adding up the numbers with a 1 in the column, gives you the right value. So, in our example above the number is:

$$64+4+2+1=71$$

So to set the DDR we type (or add into a program) the following:

```
POKE 56276,71
```

## Do's and don'ts

- ✓ DO turn off your computer before plugging or unplugging any interface.
- ✓ DO be careful with hot soldering irons. They can give serious burns and should be treated with respect.
- ✓ DO be gentle with components. Don't touch the pins unless you have to. It's very easy to snap pins off, completely ruining the bit in question. In addition, some chips are very sensitive to static and can be ruined with a single touch.
- ✓ DO check everything before you connect the power. Are the wires connected the right way round? Are the chips in proper-

ly? Are solder joints and connections tight? It's very tempting to plug your new toy in immediately, but ten minutes of checking may well save five hours of work.

✗ DON'T mess with mains power. Ever. Finding death by electrocution is neither fun nor clever.

✗ DON'T solder anything directly to your CIA. Even if you don't break it in the process, it will invalidate your warranty and make it impossible to test.

✗ DON'T think that just because you have a soldering iron, that means you can repair your CIA.

High-Line. It pins take you to Germany, the voltage must be changed to give sound as a TV.

Video Port. High quality output for monitors.

Serial Port. Modems, printers and that other unique Commodore disk drive.



The Expansion Port. Many commercial cartridges and add-ons are inserted here.

The RF Port. Plug your TV in here.

The Connector Port.

The User Port. This is the one that interests teachers the most.

(Note that even if you intend to use all the pins as outputs, you should always set them to 1.) Simple really, isn't it?

So, if you're asking, as now we've set it up, how do we program it? Well, the port is at location \$B077 and is programmed in exactly the same way as the DDR, except if you need to read an input you PEEK it, and if you want to send an output you POKE it.

So, on our example above, let's imagine a situation where if we have an input on pins C and D (say two switches closing) we want to send an output to pins J and H. The program would look a bit like this:

```

0 POKE LOCK AT THE PORT
10 A=PEEK ($B077)
20 FOR THE INPUT WE WANT IS 3 10 0
30 B=AND(A,3)
40 FOR CHECK IF INPUT IS 3-IF NOT
   LOOK B&3
50 IF A AND 3=3 THEN 20
60 B= B 10 10000 50 1000 1 100 10
70 POKE 56276,48
80 END
  
```

As long as you remember how to work out the numbers in binary, it's quite simple (Phil South's Back To Basic column is full of

lessons in binary) — take away the REM statements and you have a three-line program. That's all there is to it.

Okay, you've patiently read all this and now you're thinking that this is all very well, but how can you actually use this info? Well, send this off handy and I'll show you what we get to work next issue.

## NEXT MONTH

Inside Info gives almost 1700 drawings you have to build a CIA powered LED array (not of little lamps) and watch them on and off from within your own BASIC program. This is a simple project which not only gives you a way of knowing if your interface programs are working, but is also the starting point for producing bigger things.

The components needed cost between £5 and £10, depending on the type of bits you buy. And I'll also be showing you a way to build the interface without any soldering... just in case you can't hand, or don't like using a hot soldering iron. See you then.

## COMPUTER REPAIRS

AMSTRAD • SINCLAIR • COMMODORE • ATARI  
MOST MAKES REPAIRED AND SERVICED

**FREE ESTIMATES**

**NO STANDARD CHARGES!**

JUST BRING YOUR COMPUTER TO US FOR A FREE ESTIMATE.  
ALTERNATIVELY SEND YOUR COMPUTER TO US WITH A CHECKQUE  
FOR £1.00 TO COVER RETURN POSTAGE AND WE WILL SEND YOU  
A WRITTEN QUOTATION WITH NO OBLIGATION.

TELEPHONE US NOW FOR FURTHER INFORMATION

**HAWKWELL ELECTRONICS**

2 WIMBORNS COTTAGES, MOUNT DOWERS LANE, HAWKWELL,  
ROCKLEY, ISSUES S05 4BB

TEL. SOUTHERND 0702-207593 ANYTIME  
OPEN MONDAY - SATURDAY 9AM - 6PM

## Be first with RACE-WINNER

**WEEKLY WINNERS AT 0151 851 0151 THE SERVICE**

Race-winner has been designed to be used in conjunction with a top daily  
racing publication.

A comprehensive amount of data is entered to give an accurate analysis of any  
horse race. Flat or N.H.

Features are then given with ratings for you to back.

Includes THE '61, a successful trial and trial programme for which is easily  
revised and can then be printed straight into betting slips if so required.

A savings calculator also rates for you to work out your returns from THE '61.

This fast loading program comes complete with instructions and is available for  
the Commodore range for only

**£4.95**

**POST FREE**

Send Cheque/P.O. made payable to B. Adams, to  
B. Adams  
18 Summerville Road, Tunbridge Wells, Kent, TN10 4BB

USE YOUR WITS TO  
BEAT THE COMPUTER

**QUICKFIRE!**

Win  
a pocket  
colour TV

The fastest &  
most exciting trivia  
game on your phone

call now  
**0839 44 22 75**

Save  
**£1.00**  
and a CD

**NAUGHTY  
TRIVIA QUIZ**  
**0839 03 03 94**

ROCK  
TRIVIA QUIZ  
**0839 03 03 95**

FOOTBALL TRIVIA QUIZ  
**0839 03 03 92**

CALL NOW FOR THE COMPLETE TRIVIA QUIZ COLLECTION  
CALL 0839 44 22 75

## MAKE YOUR COMMODORE 64/128 EARN!

Are making money with your COMMODORE? You can do it better than you have!  
Your COMMODORE is, if only you know it, a gold mine. The size and  
make is irrelevant. Make the most of it NOW by making your own  
**HOME BASED BUSINESS.**

This may be the most important matter you will ever make!  
**BEWARE!** You'll never get rich by flapping someone else's "idea".  
Anyone in the country, including YOU, can become very rich in a  
relatively short period of time just by doing a few basic things! It's  
done (including those playing games).  
The benefits are many and varied.  
Full or part time.

For FREE DETAILS SEND S.A.P. to

**Home Based Business.**  
20 Pilgrims Place, King and Queen Street, CF15  
Midworts, London, SE27 1DA.

## WANTED

USE YOUR  
**VOICE**  
TO  
OUTGAIN  
THE  
GUNFIGHTER

0700  
OR  
**0898**  
**31 35 84**

## TREASURE ISLAND

LEADS TO  
A  
TREASURE

**0898**  
**31 35 86**

If you want to know more about these exciting opportunities, please call the phone  
numbers above 0839 44 22 75. Call charges for Northern Ireland, the Channel Islands

## COMMODORE SUPPLIES

684 Printer + Interface £129.99	5140 Office 2 (64 unit) — 217.99
684 Power Supply — 525.99	64 Parallel Converter — 419.99
64/128 Serial Expander — 29.99	Vic-20 Modulator — 519.99
684 Printer Supply — 314.99	64 Instruction manual — 29.99
64/128 Serial Module — 94.99	Dot Matrix Printer — 619.99
684 (44) Diskette — 524.99	64 Best Cartridge — 25.99
684 (14) Diskette — 524.99	64/128 LC-128 Keyboard — 25.99
64 Storing Case — 111.99	5140 Office 2 (64 disk) — 229.99

Disk/Cass **COMMODORE 64 REPAIR**

Only 20% off including parts and labour if applicable. Good machine  
only with full diagnostics. Insurance included. Call 0151 851 0151

**Outside Supplies.**

28 Queen Street, Dudley, DY1 1BB,  
Tel: 0582 284218

## BINARY ZONE PD

The Very Best of The Best

We stock only the best of PD for the CBM 64 including the very  
latest Demos and all the classic titles, as well as PD games, utilities,  
music demos etc.

CBM 64 demo-disks are only £1.50.

Now you can find out what your computer can really do by writing  
now for our catalogue. (FREE disk with first order).

**BINARY ZONE PD**  
34 Portland Road, Droitwich,  
Worcs, WR9 7QW

**JAY PEEBLES'S  
BAD JOKES**  
0898 800 202

**NAUGHTY  
JOKE LINE**  
0898 800 217

**HORROR  
LINE**  
0898 800 218

**BAD  
TASTE  
JOKES**  
0898 800 210

CALL NOW FOR THE COMPLETE TRIVIA QUIZ COLLECTION  
CALL 0839 44 22 75

CALL NOW FOR THE COMPLETE TRIVIA QUIZ COLLECTION  
CALL 0839 44 22 75

# The Mighty Brain

## SPRITES ALIVE

Dear Mighty Brain

The Action Replay V1 will not print sprites but on your screen shots of Creatures the sprites are fully visible. I would like to know what sets used and where can I get such a utility.

Now if you can get the old grey cells jump-started here are a few questions:

- 1) When will James Ponder's available for the C64?
- 2) Never Ending Story 2 - release date?
- 3) Battletace was mentioned in Snappers OPS, any further development?
- 4) Have you heard of a Utility Disk by Tillogg? If so how about an address, etc.
- 5) What about a utility section, listing the various utilities and their worth and giving them a rating similar to games reviews?
- 5 a) HiL, Luton



The screen sniping happens. Look's smart but so-so... easy game to have and even so check out the review on page 58

Our method of getting screen shots onto paper is a bloody painful secret. Even the team don't know how it works (trust you, no surprise there).

- 1) Sorry, Billingham have decided not to bother with a C64 James Pond.
- 2) Check out our Power Tool on page 66.
- 3) When the C64320 was launched, a certain hardware manufacturer listed potential cartridge releases without knowing for certain whether they were definitely being produced. Now, with the demise of the GS, a 64 version of Battletace looks extremely unlikely.
- 4) Tillogg can be contacted on 0274 697113.
- 5) We'll definitely be doing deals on C64 util-

**As autumn falls and the seasons cycle once more, mere mortals wonder at the underlying meaning of it all. Then the smart ones write to The Mighty Brain, Commodore Format, 30 Monmouth Street, Bath BA1 2BW and ask him**

See - look out for a comparison between utility cartridge soon. However, there's just not enough serious hardware or software released each month for us to do a monthly column (besides, we don't have the room).

**TMS**

## COMMODORE FORM ART

Dear TMS

I'd like to see if you can congratulate your art designers for the wonderful artwork and colour re-orientation in DF13 (especially pages 44 and 45). Secondly, I'd like to ask you if the C64 is really fading into history, as where I live, most of my friends are turning to the Amiga (yuck). Now for the brain cell burning questions:

- a) I read that there was a design fault in the C64s. Because of this, most utilities don't work. If that's the case, is there any way to bypass this difficulty?
- b) In your truly honest opinion, what do you think of the SMP1233 printer?
- c) Are there any DTP programs for the 64 on cassette (and if so how much)?
- d) What sort and make of monitors are available for the 64 and are they any good?
- e) Is it true that there is a way to get more colours on the 64? If so, then could you tell me how to achieve this (is program needed help) and have any software houses made

games with more than 50 colours?  
Michael Linko, Hertford

Thank you for the compliments. Ollie and Lam do a fine job. (Why else do you think other mags copy us?) As regards the C64, don't write it off just yet. Commodore are being very bullish about their plans for the machine, and if it's games you want to play, the C64 does them better, for less money, than any other machine. Nice on with the answer. (The DF suggests use a C64+ at the time in the office and it works fine with our Action Replay cartridge, so I wouldn't worry about it at all. What, it's definitely a printer.

- a) In a word, no.
- b) Most models work via an RGB252 interface, so get yourself one of these and you can plug almost any monitor into your machine. You'd be wise to occur the small set of New Computer Express for some real bargains (there is a specific section on monitors) and why not get in touch with the Independent Commodore Products User Group (ICPUG) on 081 691 2465? They can provide more information.
- c) There's no way to increase the number of colours in the 64's palette, but there are clever software routines to give the impression of more colours. Addison's Dragon Breed uses very rapid colour switching to give an intermediate tone, and TPC users have produced a 'PS-Plus' facility which

# PASS THE SOAPBOX

## Dear Mighty Brain:

There's probably not much point in the writing this letter because if it's not written in English, it doesn't have a list of numbered questions (paragraphs) that are (they're) and if it doesn't say "O mighty brain you are all powerful and CPUs fear and mega and goony and all the other mega are rubbish." Because of this you will ignore this letter and print one written by a seven year old asking which part on their Asterix or CBM cartridges fit into.

Nevertheless (word Long word) I hope all the readers can understand if I am writing to express my utter distaste of the letters you printed in CFT1.

Five letters over two pages.

You must be scraping the bottom of the barrel, or perhaps those letters were the pick of the bunch. I certainly hope not. I've got a few things to say now as you see the soapbox.

First of all, I have to tell the record straight with Peter's "Create Me" Matrix. Firstly, the boxes used by both magazines are mostly (and I mean mostly) the same. Well they were for the August issue anyway. Secondly, more pages of 84 stuff than any other mag, doesn't sound a bit like "three 84 reviews than any other mag", with slight changes. And to my mind it's not a slash phrase - it's a sentence on the same.

ZZAP! 84 (by Gail): You won't print that without reviewing it! did not get rid of Amiga reviews to be more like CP, they got rid of Amiga reviews for the same reason that magazines about Mountain Bikes don't have sections on Match Fishing - nobody reads them. Next, ZZAP! has always been witty and so has CP, so I don't see a problem because ZZAP! has been around as long as longer than CP. ZZAP! cut themselves the "original and best" because (6) no other magazine for the CBM has been around as long in its present form (or original) and (9) quite a few people (including me) think that they are the best of the CBM magazines. I'm sure that just because Peter Martin praises CP (and that's entirely his choice) will still by CP and ZZAP! will be forced to remove the word "best" from their cover.

Next, there were two letters in CFT1 asking why C16 games won't load on the CBM. One of them asked if they could change them so they would load on the 84. CP course you can't change them. You simply need an expert working knowledge of assembly language on both the C16 and CBM, a disassembler for the C16 and assembler and whatever else programmers use to write games on the 84. Because basically you have to rewrite the games, I would have thought that was

obvious. And it's also obvious to everybody that programmers don't use BASIC. Or is it? Perhaps not, considering the standard of letters you print.

Well, now I've mentioned ZZAP! and said that you're not the best magazine in the whole wide world. I've assumed that you won't print this letter. But I just wanted to make my views known. Scott Leach in CP had a good column about the standard of letters you print, but nobody took a blind bit of notice. If you don't print this, I'll know you only print letters from seven year olds who write in English. In addition this letter will be far too long for you because children of primary

school only have an attention span of about two minutes don't they? So they won't bother to read this. But I hope you do take heed of what I've said. Matthew J. Laney, Clifton End

Gail, will you certainly make up on the writing side of the November this morning, didn't you? The story that you have such a low opinion of your lot of CP readers and their quest for information. I'm here to answer people's questions and that's what I'll continue to do - irrespective of their age, their level of edge of the CBM and its market, or the colour of their crayons. Although their questions may seem obvious or even asked at you, to someone who doesn't know the answer it's just another problem that needs solving.

All the end of the day, I can only answer the beliefs that are said to me. I try to include games both complete and controversial but, like it or not, the majority of CP readers are young and new to the world of CBM gaming.

With regard to Peter Martin's letter, you cannot fail to agree that ZZAP! have dominated heavily from the general buy-out and design of Commodore Personal (compare the reviews of Supremacy for instance). And while Peter may have also seen the wrong things to highlight, his accusations of plagiarism are certainly upheld by the CP team.

Follow your own logic about mountain biking and match fishing and you also have to admit that ZZAP! did hit the equivalent of match fishing feature for a couple of years! I don't mind to be right and you admit to preferring ZZAP! However, don't be too surprised to find yourself in the minority. CP sells over 60,000 copies each month, while the mature, adult and definitely readable ZZAP! can only muster around the 60,000 mark. Maybe we're getting something right after all, eh, mate?

TMB

enables you to use more than four colours per character block. For most users, though, it is all you get. TMB

## 65 QUESTIONS

Dear TMB

- 1) Why coloured six-panel interior door. £26.95 at BVC?
- 2) When the CBM comes out, will cover tapes work on it?
- 3) Will you have to load in a workstation like on the Amiga?
- 4) Will its games be Amiga priced?
- 5) Will the Proseal Cartridge, the Action Replay Mk VI cartridge and the Expert basic-cop cartridge work on it?
- 6) Will it have a larger memory?
- 7) This block I bought says it will take Amiga games. Is this true?
- 8) Will CBM games work on a C64?
- 9) Has much left to cost.
- 10) Any special reason why the Level 1.1 map for Turbans is it upside down?
- 11) How come Vega's light gun is apparently real, huh?
- 12) If your IQ is 100-110 how come you haven't written or why aren't you writing the ultimate computer game?
- 13) Can I send my cassetapes to become cassetapes (blast, I've misread that). Can I send my cassetapes somewhere to become cassetapes?

Alan Raine, Poul Seafood

- 1) You are, are as mad as a rabbit.
- 2) Only if it's totally CBM compatible.
- 3) Doubtful - if they do everyone should write a letter of complaint to Commodore.
- 4) It's possible that the first games might be more pricey than CBM games simply because there will be a smaller market. However, as regards the first price point, only time will tell. £ See 2).
- 5) As it's promising a larger colour palette and higher resolution, it better had!
- 6) Your mate is wrong. If it can Amiga games, it would be an Amiga wouldn't it?
- 8) Nope.
- 9) I wouldn't worry about the price just yet. Commodore reckon we won't see anything until at least Christmas 1992 - if at all. 10) Er... yes. Andy is half fat.
- 11) Oh or if I look out for a light gun round-up game! soon...
- 12) I already have. Unfortunately, that was several big single dgs...
- 13) None of the stuff on our cassetape is protected (well not heavily, anyway) so why not invest in an Action replay card? It's a bit pricey, but you won't regret it. TMB

## DOCTOR DOCTOR

Dear Mighty Brain

I am 18 years old and interested in becoming a surgeon. I would like to know if anyone will release a good doctor simulation game in the Commodore 64. I would buy an Amiga and get Life And Death, but four hundred quid is a lot of cash just for one game and in Life And Death, you only perform stomach surgery. Besides, I'm sure the CBM is more





Don and Andy never want to see their favourite mutant ninja characters are on the wrap-up again. Look for our exclusive PhotoFest on page 12

that

capable of such a game, it would't be much more difficult than a flight simulator.

**Life And Death 2** - The brain looks okay, but I have to buy an IBM PC for that! Rather than have to buy a new computer (which I can't afford) I'd much prefer a good surgery game on the good old 64.

Come on Mindspace or whoever you are, let's have a game where you can perform operations like broken legs, blood transfusions and even total hysterectomies on little kids! It would be the ideal game for budding young surgeons like me, or for regular game players with sick minds.

Simon Morgan, Nottingham

I can't make my mind up which one you are... building weapons or complete chaos. Since surgery takes years and years of intense training, I think a 64 surgery game would be dangerous. Before you know it, you've got kids up and down the country taking out their own appendix! No, sorry. You're just a doctor.

TMJ

## TIME BOMB

To Mighty Brain

Sorry for wasting your time, but I have to get these questions answered or I'll explode into a pile of loosed Neon question time:

- 1) Do you know the addresses to these software houses: System 3, US Gold, Ocean, Empire, Thalamus, Rainbow Arts, Activision, Encore, Domark Lucasfilm, that's 8. I want to write to them.
- 2) Do you know, Oh Mighty Brain, if there will be an arcade version of Teenage Mutant Ninja Turtles on Commodore. If so, who'll be making it?
- 3) Could you please review Pipemania because I want to know if it's worth buying?
- 4) When you do Burlesq CD joy in 64, you forgot to put in the special action pack! Could you please do a review of it, it's programmed by Ocean.
- 5) E...  
6) What's the 64 team's favourite non-soccer game?  
Steve Dallas, Victoria, Australia

Blimey! To save you becoming a mound of beached calcium, here we go!

1) System 3: 78 Pennington Road, Brentwood Essex HA1 2RQ; US Gold: 6180 2nd Boston Pkwy, Boston; Birmingham 66; OAS: Ocean: 4 Central Street, Manchester M2

200; Empire (Entertainment International): 4 The Staircase, London North Trade Centre, Bedford, Essex SS13 6DU; Thalamus: 1 Saturn House, Culver Park, Aldershot, Berkshire RG7 4QW; Rainbow Arts, 7-9 Burnham Trading Place, Lewsey Road, Clarendon, Kent DA7 5BN; Activision (sorry, they no longer produce 64 games), Encore: (Ella) Anchor House, Anchor Road, Ashgate on Hillside, West Midlands B50 9PR; Domark: Ferry House, 51-57 Lucy Road, London SW13 1PQ; and finally, Lucasfilm, PO Box 2009, San Rafael, California 94112, USA. Phew...

2) Yes, there is going to be a version. Pete are coding it for Imagination... and guess who's got an exclusive playable demo on their next issue?

3) Fear not Pipemania from Empire (OSM 541720) is an absolute stunner. It was released before 64 came into being, but be assured this is a great title game. Get it if 4-Opener's Action Pack contained Captain Blood, Driller, The Vindicator, Galaxy



Dear TMJ...

What does 64E stand for?  
Aussie address, please (no money)

64E stands for 'system for' and is used to call and transmit a machine language programme at a specified address.

TMJ

What can you comment on the AudioVideo system?

Mark says, Clever!

The A/V socket looks nice, original, but not so good a sign as you can use a composite video socket.

TMJ

Please bring back the Double as it's brilliant. Matthew Goodwin, Plymouth

Yes, by popular demand, the Double will just bring with it a new 64E version.

TMJ

Does the Commodore 64 produce stereo sound? I want to attach my Commodore to my 64E system, and I wanted to know if there are made that I can get to do this?

Peter Parkhurst, Duxley

The 64 can't stereo, but you can still get the sound signal through an amp and speakers. Two ways: 1) Use up the sound bus from the A/D socket (24 pins 8 or 9) get a module like

Thompson's Olympic Challenge and SDI. And if you want my advice, buy it. It's an excellent goods.

St Lin...

2) Well, Steve and Andy are both addicted to Speedball 2, while Sean has really got into the 3D Construction kit. We don't get Lem and Cliff play games - they'd break them. TMJ

## CART COPY

Dear Mighty Brain

In 64, you said that it's impossible to hack 'N' pirate carts. But having read a letter in another 64 mag, this guy was saying he had seen versions of Shadow Of The Beast, Astrocop 2 and 3D on disk. So I'm utterly confused. Can carts be transferred to-disk and then played?

Christopher 'Goo' Mulroy, Woking

Generally, cartridge games are very difficult to pirate - but we don't say impossible, and a 64 cart is just another way of storing data. If you can get at the code, you can pirate it. However difficult the task, there's always someone who rises to the challenge.

Commodore's 64E which has an optional joystick. Buy yourself an optional joystick to photo test and off you go.

TMJ

I have two 64s. Are there any advantages in having two? Don't look them up and play fast to find, if an error is needed?

David Robinson, Tully, Australia

There was a game from Ocean called Brain Tornado. This allowed two players to play together using linked 64s. However, that was about four years ago so just where you'd get it now is anyone's guess.

TMJ

What is the best two-player game around?

Stephen Smith, Manning

Here's a list of the best: Speedball 2, Lotus Esprit Turbo Challenge, Acropolis, Loadrunner (very unusual), Ballistic, Frog, 329V, Star Control... what else you want?

TMJ

Is this short enough to get it? Yours always

Jonathan 'Goo' Day

TMJ

Is there going to be a Disk 64 II? Barry Coombs, Lymington

We have a fine good authority that a cart version of 64E 64 is under way. More news as and when...

TMJ

Are there any other golf games except Loadrunner and Pro Golf? Rex Murphy, Duxley

You could try Mikami Golf from Ocean 64742 754220 or 754220

TMJ





# BACK TO BASIC

**Taking pixels to bits, Phil South continues to explain how sprites work in his series about programming for beginners.**

**If there's anything you want to know about the Basic language or if you've got a program you'd like to share, write to Back To Basic at the Commodore Format address**

Last month I told you all about normal frames made graphics and how to generate them. Well, there's another shade you really ought to know about, and that's multicolour.

There's a limitation on the number of colours you can put close together. In fact in normal high resolution mode on a C64 you can only put two different colours on any one character square. Ticky though this is, there is a solution — multicolour — which allows you to put any colour dot next to any other colour dot. The limitation here (and there had to be one) is that the pixels in multicolour mode, instead of being single pixels, are in fact two pixels stuck together. So although you have more flexibility with your colour placement, you have slightly chunkier pixels.

Although you might think this would seriously damage your pictures, only having half the horizontal resolution you normally have, on a TV it's hardly noticeable, and being able to place groups of different colours next to each other means you can do 'anti-aliasing' tricks, like putting a dot of (darker blue on the edge of a lighter blue) pixel together with a black background. Anyway, here's how to program it.

## MULTICOLOUR MODE

To get to multicolour mode, you have to do a slightly weird line in Basic to call up the new mode. Obviously, if you're in the normal screen mode this won't make much difference to the way the screen looks, except the characters on the screen might look a little bit fuzzier. If you snap into the new screen mode for graphics, the effects will be much more pronounced.

Multicolour mode is called up by setting both bit 5 of register \$D270 and bit 4 of register \$D271 to 1. The line which does this goes like this:

```
POKE $D270,PEEK($D270) OR $1: POKE $D271,PEEK($D271) OR $1
```

— which looks silly but it does the job. To turn the mode off all you have to do is type in this:

```
POKE $D270,PEEK($D270) AND $255: POKE $D271,PEEK($D271) AND $255
```

Although these lines of code look big and incomprehensible (which, in fact, they are) after a few times of typing them in you soon get the hang of it.

The best way to shorten the lines and make them easier to understand is to use variables for the numbers, like so:

```
A=$D270:A1=$D271:GOTO 200
B=$D270:B1=$D271:GOTO 200
```

Then all you have to do is type these lines for us and off you go.

```
POKE A,PEEK(A) OR A1: POKE B,PEEK(B) OR B1
POKE A,PEEK(A) AND A2: POKE B,PEEK(B) AND B2
```

— which is a bit easier to remember. See this month's program for more details about how you can mess around with multicolour screens and why you'd try to clear lines in multicolour mode, by turning on a high res graphics screen, as I said before!

## MULTICOLOUR SPRITES

In the same way as you can turn on multicoloured screens, you can have multicolour sprites too. The principle is about the same as for ordinary sprites, which we talked about

in greater detail last time, but you have to be a little more careful about how you give the information to the computer. The way to write the program doesn't change much, but the actual data you feed to the sprite is going to be more complex.

To tell the computer that a sprite is multicoloured, you have to say:

```
GO POKE $D270,PEEK($D270) OR $244
```

— where 4 is equal to the sprite number you wish to be multicolour. And just like using the mode to affect a screen, there is another command to turn off the multicolour mode on a sprite. You must do this line:

```
GO POKE $D270,PEEK($D270) AND $255: GOTO 200
```

And once again, if you substitute a variable for the \$D270 it makes it easier to type.

```
%A=$D270:A: POKE A,PEEK(A) OR $244
POKE A,PEEK(A) AND $255: GOTO 200
```

This program won't do anything, because we haven't loaded a sprite into the computer.

The definition is empty and so nothing appears on screen. And besides, the on and off commands are right next to each other, so it wouldn't be visible anyway. But these lines here are just to show you what its type, they aren't really meant to be running programs!

Okay, defining the sprite is pretty much the same as we talked about last time, except the colours for each dot on the sprite are pairs of bits rather than single bits. So instead of having 24 bits of data, you have only 12

bars, instead of a single bit that can be on or off, you have two bits.

So you have two bits which can be either on or off, giving you two options:

0001001

Each variation has a different meaning, and these are what they mean:

00 - Transparent  
01 - Multicolour 1  
10 - Single colour  
11 - Multicolour 2

The colours for 00 and 11 are the same as the colours in the normal sprite definition, and the two extra colours are used when the bit pair are set to 01 and 11. If all sounds very complicated, I know, but read through last month's sprite definition routines, and then take a look at the palette again after you've read that. It is all logical, promise. Next month I'll have a special newsletter sprite for you to use, so I'll fill in more detail then.

That's all for now. Next month I'll be looking at interesting ways you can mess about creating new character sets from your old ones. See you there!

## YOUR LETTERS

The mail bag grows heavier with more of your letters and programs each day. Thanks very much for your submissions, and remember that if you want to see a program of yours in print, then you'll have to make it a

small one. I've been sent some very nice, but colossal programs, and frankly it doesn't matter how clever they are, I can't spare the space to print them. Secondly, can you send a listing of your program for me to read with your letter. You can send a tape or disk as well, but please send a listing on paper, it helps me to get a clear picture of what it is you're doing in the program, which is not always apparent from looking at a screen full of code! Send your letters to: Phil South, Back To Basic, Commodore Format, 30 Millbank Street, Bath, Avon BA1 1 2DQ.

Anyways, see the latest Post a piece. Best Paul Kewthabout Horseshoe Pond 6.

Dear Phil

Here is my attempt at a program to scroll a long message across the bottom of the screen (instead of printing sections of the string each time). The routine scrolls the variable \$C to the left and then adds the next character from the message (loaded to be P1) on to the end. This allows the message to be scrolled onto the screen one character at a time and makes repeating the word much easier. By changing the length of \$C the number of characters displayed can be changed.

Next up we have Dave Manager of Sheffield, who very kindly offers for copy of Zorro's Zax in K Parker who wanted it. But unfortunately I've lost K Parker's address. So if you want to write into me again, I'll get you two together.

Steve also says:

Dear Phil

If there are any Commodore owners out there, please get in touch with me, as I'll be glad to be swap programs.

Anyone wishing to contact Steve can do so by sending a letter to Back To Basic, and I'll forward it on.

Andrew Kinoshit is a little confused about CDS and the Back To Basic listing:

Dear Phil

In CDS/DS's Warrington's article is inside into showing a program on how to design your own character set. But he didn't explain in detail how the program works, for example line 20 contained a POKE \$DE. This completely baffled me, I have never come across this POKE in my life, I would like Back To Basic to explain it to me in greater detail. Please give us a lesson in designing your own characters in Back To Basic soon.

Well, Andrew, POKE is according to my Ping-Pong Guide (I had to look it up, as it's been a while since I used this function) is a pointer to the bottom of string storage. Meaningless in itself, but what it did this time does is reclaim space from the area that Basic reserved for itself in memory, and this allows you to place your new character set in this place. In answer to your question, I'll be doing how to change your character set in next month's Back To Basic.

Now a writer from Australia, namely Danny Price from Tasmania:

Dear Phil

I come from the down under of down under, or Tassie as we call it down here. I was, recently reading your Back To Basic installment in the totally red CPT, when I thought I had something of interest for the readers, about screen colours. Use this program

```
10 A=32280 B=32281 C0 POKE
A,X POKE B,Y
```

where X and Y are the following numbers to get these colours:

Brown - 9, White - 1, Black - 0, Purple - 4, Cyan - 3, Blue - 5, Green - 13, Light Blue - 14, Grey - 12, Red - 2, Pink - 10, Orange - 8, Yellow - 7

The number 32280 is the border colour, and the 32281 number is the screen colour. Here are a few programs that I've found have interesting effects:

```
Program 1
10 LET C=120 PRINT C$ LET C=C+140
GOTO 20
```

```
Program 2
10 PRINT CHR$(205.5+RND(1))$
GOTO 10
```

```
Program 3
10 A=120:IF T1<A+150 THEN GOTO 20
```

```

00 MC="THIS ROUTINE ALLOWS YOU TO SCROLL
01 MESSAGE OF UP TO 255 CHARACTERS
02
03 MC=MC+1 IN LENGTH IT ALSO OVERCOMES
04 SCREEN CONSTRAINTS WHEN THE MESSAGE
05 IS LONG, IT STARTS AND ENDS THE MESSAGE
06 REPEATED UNTIL A KEY IS PRESSED"
07
08 MC=" "
09
10
11
12
13
14
15
16
17
18
19
20
21
22
23
24
25
26
27
28
29
30
31
32
33
34
35
36
37
38
39
40
41
42
43
44
45
46
47
48
49
50
51
52
53
54
55
56
57
58
59
60
61
62
63
64
65
66
67
68
69
70
71
72
73
74
75
76
77
78
79
80
81
82
83
84
85
86
87
88
89
90
91
92
93
94
95
96
97
98
99
100
101
102
103
104
105
106
107
108
109
110
111
112
113
114
115
116
117
118
119
120
121
122
123
124
125
126
127
128
129
130
131
132
133
134
135
136
137
138
139
140
141
142
143
144
145
146
147
148
149
150
151
152
153
154
155
156
157
158
159
160
161
162
163
164
165
166
167
168
169
170
171
172
173
174
175
176
177
178
179
180
181
182
183
184
185
186
187
188
189
190
191
192
193
194
195
196
197
198
199
200
201
202
203
204
205
206
207
208
209
210
211
212
213
214
215
216
217
218
219
220
221
222
223
224
225
226
227
228
229
230
231
232
233
234
235
236
237
238
239
240
241
242
243
244
245
246
247
248
249
250
251
252
253
254
255
256
257
258
259
260
261
262
263
264
265
266
267
268
269
270
271
272
273
274
275
276
277
278
279
280
281
282
283
284
285
286
287
288
289
290
291
292
293
294
295
296
297
298
299
300
301
302
303
304
305
306
307
308
309
310
311
312
313
314
315
316
317
318
319
320
321
322
323
324
325
326
327
328
329
330
331
332
333
334
335
336
337
338
339
340
341
342
343
344
345
346
347
348
349
350
351
352
353
354
355
356
357
358
359
360
361
362
363
364
365
366
367
368
369
370
371
372
373
374
375
376
377
378
379
380
381
382
383
384
385
386
387
388
389
390
391
392
393
394
395
396
397
398
399
400
401
402
403
404
405
406
407
408
409
410
411
412
413
414
415
416
417
418
419
420
421
422
423
424
425
426
427
428
429
430
431
432
433
434
435
436
437
438
439
440
441
442
443
444
445
446
447
448
449
450
451
452
453
454
455
456
457
458
459
460
461
462
463
464
465
466
467
468
469
470
471
472
473
474
475
476
477
478
479
480
481
482
483
484
485
486
487
488
489
490
491
492
493
494
495
496
497
498
499
500
501
502
503
504
505
506
507
508
509
510
511
512
513
514
515
516
517
518
519
520
521
522
523
524
525
526
527
528
529
530
531
532
533
534
535
536
537
538
539
540
541
542
543
544
545
546
547
548
549
550
551
552
553
554
555
556
557
558
559
560
561
562
563
564
565
566
567
568
569
570
571
572
573
574
575
576
577
578
579
580
581
582
583
584
585
586
587
588
589
590
591
592
593
594
595
596
597
598
599
600
601
602
603
604
605
606
607
608
609
610
611
612
613
614
615
616
617
618
619
620
621
622
623
624
625
626
627
628
629
630
631
632
633
634
635
636
637
638
639
640
641
642
643
644
645
646
647
648
649
650
651
652
653
654
655
656
657
658
659
660
661
662
663
664
665
666
667
668
669
670
671
672
673
674
675
676
677
678
679
680
681
682
683
684
685
686
687
688
689
690
691
692
693
694
695
696
697
698
699
700
701
702
703
704
705
706
707
708
709
710
711
712
713
714
715
716
717
718
719
720
721
722
723
724
725
726
727
728
729
730
731
732
733
734
735
736
737
738
739
740
741
742
743
744
745
746
747
748
749
750
751
752
753
754
755
756
757
758
759
760
761
762
763
764
765
766
767
768
769
770
771
772
773
774
775
776
777
778
779
780
781
782
783
784
785
786
787
788
789
790
791
792
793
794
795
796
797
798
799
800
801
802
803
804
805
806
807
808
809
810
811
812
813
814
815
816
817
818
819
820
821
822
823
824
825
826
827
828
829
830
831
832
833
834
835
836
837
838
839
840
841
842
843
844
845
846
847
848
849
850
851
852
853
854
855
856
857
858
859
860
861
862
863
864
865
866
867
868
869
870
871
872
873
874
875
876
877
878
879
880
881
882
883
884
885
886
887
888
889
890
891
892
893
894
895
896
897
898
899
900
901
902
903
904
905
906
907
908
909
910
911
912
913
914
915
916
917
918
919
920
921
922
923
924
925
926
927
928
929
930
931
932
933
934
935
936
937
938
939
940
941
942
943
944
945
946
947
948
949
950
951
952
953
954
955
956
957
958
959
960
961
962
963
964
965
966
967
968
969
970
971
972
973
974
975
976
977
978
979
980
981
982
983
984
985
986
987
988
989
990
991
992
993
994
995
996
997
998
999
1000
1001
1002
1003
1004
1005
1006
1007
1008
1009
1010
1011
1012
1013
1014
1015
1016
1017
1018
1019
1020
1021
1022
1023
1024
1025
1026
1027
1028
1029
1030
1031
1032
1033
1034
1035
1036
1037
1038
1039
1040
1041
1042
1043
1044
1045
1046
1047
1048
1049
1050
1051
1052
1053
1054
1055
1056
1057
1058
1059
1060
1061
1062
1063
1064
1065
1066
1067
1068
1069
1070
1071
1072
1073
1074
1075
1076
1077
1078
1079
1080
1081
1082
1083
1084
1085
1086
1087
1088
1089
1090
1091
1092
1093
1094
1095
1096
1097
1098
1099
1100
1101
1102
1103
1104
1105
1106
1107
1108
1109
1110
1111
1112
1113
1114
1115
1116
1117
1118
1119
1120
1121
1122
1123
1124
1125
1126
1127
1128
1129
1130
1131
1132
1133
1134
1135
1136
1137
1138
1139
1140
1141
1142
1143
1144
1145
1146
1147
1148
1149
1150
1151
1152
1153
1154
1155
1156
1157
1158
1159
1160
1161
1162
1163
1164
1165
1166
1167
1168
1169
1170
1171
1172
1173
1174
1175
1176
1177
1178
1179
1180
1181
1182
1183
1184
1185
1186
1187
1188
1189
1190
1191
1192
1193
1194
1195
1196
1197
1198
1199
1200
1201
1202
1203
1204
1205
1206
1207
1208
1209
1210
1211
1212
1213
1214
1215
1216
1217
1218
1219
1220
1221
1222
1223
1224
1225
1226
1227
1228
1229
1230
1231
1232
1233
1234
1235
1236
1237
1238
1239
1240
1241
1242
1243
1244
1245
1246
1247
1248
1249
1250
1251
1252
1253
1254
1255
1256
1257
1258
1259
1260
1261
1262
1263
1264
1265
1266
1267
1268
1269
1270
1271
1272
1273
1274
1275
1276
1277
1278
1279
1280
1281
1282
1283
1284
1285
1286
1287
1288
1289
1290
1291
1292
1293
1294
1295
1296
1297
1298
1299
1300
1301
1302
1303
1304
1305
1306
1307
1308
1309
1310
1311
1312
1313
1314
1315
1316
1317
1318
1319
1320
1321
1322
1323
1324
1325
1326
1327
1328
1329
1330
1331
1332
1333
1334
1335
1336
1337
1338
1339
1340
1341
1342
1343
1344
1345
1346
1347
1348
1349
1350
1351
1352
1353
1354
1355
1356
1357
1358
1359
1360
1361
1362
1363
1364
1365
1366
1367
1368
1369
1370
1371
1372
1373
1374
1375
1376
1377
1378
1379
1380
1381
1382
1383
1384
1385
1386
1387
1388
1389
1390
1391
1392
1393
1394
1395
1396
1397
1398
1399
1400
1401
1402
1403
1404
1405
1406
1407
1408
1409
1410
1411
1412
1413
1414
1415
1416
1417
1418
1419
1420
1421
1422
1423
1424
1425
1426
1427
1428
1429
1430
1431
1432
1433
1434
1435
1436
1437
1438
1439
1440
1441
1442
1443
1444
1445
1446
1447
1448
1449
1450
1451
1452
1453
1454
1455
1456
1457
1458
1459
1460
1461
1462
1463
1464
1465
1466
1467
1468
1469
1470
1471
1472
1473
1474
1475
1476
1477
1478
1479
1480
1481
1482
1483
1484
1485
1486
1487
1488
1489
1490
1491
1492
1493
1494
1495
1496
1497
1498
1499
1500
1501
1502
1503
1504
1505
1506
1507
1508
1509
1510
1511
1512
1513
1514
1515
1516
1517
1518
1519
1520
1521
1522
1523
1524
1525
1526
1527
1528
1529
1530
1531
1532
1533
1534
1535
1536
1537
1538
1539
1540
1541
1542
1543
1544
1545
1546
1547
1548
1549
1550
1551
1552
1553
1554
1555
1556
1557
1558
1559
1560
1561
1562
1563
1564
1565
1566
1567
1568
1569
1570
1571
1572
1573
1574
1575
1576
1577
1578
1579
1580
1581
1582
1583
1584
1585
1586
1587
1588
1589
1590
1591
1592
1593
1594
1595
1596
1597
1598
1599
1600
1601
1602
1603
1604
1605
1606
1607
1608
1609
1610
1611
1612
1613
1614
1615
1616
1617
1618
1619
1620
1621
1622
1623
1624
1625
1626
1627
1628
1629
1630
1631
1632
1633
1634
1635
1636
1637
1638
1639
1640
1641
1642
1643
1644
1645
1646
1647
1648
1649
1650
1651
1652
1653
1654
1655
1656
1657
1658
1659
1660
1661
1662
1663
1664
1665
1666
1667
1668
1669
1670
1671
1672
1673
1674
1675
1676
1677
1678
1679
1680
1681
1682
1683
1684
1685
1686
1687
1688
1689
1690
1691
1692
1693
1694
1695
1696
1697
1698
1699
1700
1701
1702
1703
1704
1705
1706
1707
1708
1709
1710
1711
1712
1713
1714
1715
1716
1717
1718
1719
1720
1721
1722
1723
1724
1725
1726
1727
1728
1729
1730
1731
1732
1733
1734
1735
1736
1737
1738
1739
1740
1741
1742
1743
1744
1745
1746
1747
1748
1749
1750
1751
1752
1753
1754
1755
1756
1757
1758
1759
1760
1761
1762
1763
1764
1765
1766
1767
1768
1769
1770
1771
1772
1773
1774
1775
1776
1777
1778
1779
1780
1781
1782
1783
1784
1785
1786
1787
1788
1789
1790
1791
1792
1793
1794
1795
1796
1797
1798
1799
1800
1801
1802
1803
1804
1805
1806
1807
1808
1809
1810
1811
1812
1813
1814
1815
1816
1817
1818
1819
1820
1821
1822
1823
1824
1825
1826
1827
1828
1829
1830
1831
1832
1833
1834
1835
1836
1837
1838
1839
1840
1841
1842
1843
1844
1845
1846
1847
1848
1849
1850
1851
1852
1853
1854
1855
1856
1857
1858
1859
1860
1861
1862
1863
1864
1865
1866
1867
1868
1869
1870
1871
1872
1873
1874
1875
1876
1877
1878
1879
1880
1881
1882
1883
1884
1885
1886
1887
1888
1889
1890
1891
1892
1893
1894
1895
1896
1897
1898
1899
1900
1901
1902
1903
1904
1905
1906
1907
1908
1909
1910
1911
1912
1913
1914
1915
1916
1917
1918
1919
1920
1921
1922
1923
1924
1925
1926
1927
1928
1929
1930
1931
1932
1933
1934
1935
1936
1937
1938
1939
1940
1941
1942
1943
1944
1945
1946
1947
1948
1949
1950
1951
1952
1953
1954
1955
1956
1957
1958
1959
1960
1961
1962
1963
1964
1965
1966
1967
1968
1969
1970
1971
1972
1973
1974
1975
1976
1977
1978
1979
1980
1981
1982
1983
1984
1985
1986
1987
1988
1989
1990
1991
1992
1993
1994
1995
1996
1997
1998
1999
2000
2001
2002
2003
2004
2005
2006
2007
2008
2009
2010
2011
2012
2013
2014
2015
2016
2017
2018
2019
2020
2021
2022
2023
2024
2025
2026
2027
2028
2029
2030
2031
2032
2033
2034
2035
2036
2037
2038
2039
2040
2041
2042
2043
2044
2045
2046
2047
2048
2049
2050
2051
2052
2053
2054
2055
2056
2057
2058
2059
2060
2061
2062
2063
2064
2065
2066
2067
2068
2069
2070
2071
2072
2073
2074
2075
2076
2077
2078
2079
2080
2081
2082
2083
2084
2085
2086
2087
2088
2089
2090
2091
2092
2093
2094
2095
2096
2097
2098
2099
2100
2101
2102
2103
2104
2105
2106
2107
2108
2109
2110
2111
2112
2113
2114
2115
2116
2117
2118
2119
2120
2121
2122
2123
2124
2125
2126
2127
2128
2129
2130
2131
2132
2133
2134
2135
2136
2137
2138
2139
2140
2141
2142
2143
2144
2145
2146
2147
2148
2149
2150
2151
2152
2153
2154
2155
2156
2157
2158
2159
2160
2161
2162
2163
2164
2165
2166
2167
2168
2169
2170
2171
2172
2173
2174
2175
2176
2177
2178
2179
2180
2181
2182
2183
2184
2185
2186
2187
2188
2189
2190
2191
2192
2193
2194
2195
2196
2197
2198
2199
2200
2201
2202
2
```

# Blow by blow - that listing in full...

Here is the multicolour screen demo, showing you how to create and use screens in multicolour mode. Pressing F1, F2, F3 and F7 advances the colour registers and reach so you can try out various different colour combinations until you get what you want.

Line 10 sets up the variables VIC and COL to be the values of the start of the VIC chip and the start of colour RAM.

Line 20 clears the screen.

Line 30-40 sets up the first loop, which FORKs the screen with the full character set in normal and multicolour modes.

Line 50 advances multicolour mode.

Lines 200-240 wait till you press a key, then after that check to see if you pressed a function key. If you *don't* nothing happens. If you *do* it finds out which one you pressed and changes the colours of the screen to either of the two multicolour colours.

240 looks again to see if you pressed an F7. If you *do* it lets the program look at the next line, if not it sends you back to 200.

Lines 250-260 do a crazy routine setting

every other character to COL, colour after each F7 key stroke.  
Line 270 returns you to the main part of the

program. And there you have it. Remember, when you've typed in the listings and checked them, save them straight away!

```

10 VIC=53248:COL=55296
20 CLEAR
30 FOR J=0 TO 255
40 FOR K=0 TO 255:POKE VIC+J+K*256,0
50 NEXT K
60 FOR J=0 TO 255:POKE VIC+J+K*256,1
70 NEXT K
80 FOR J=0 TO 255:POKE VIC+J+K*256,2
90 NEXT K
100 FOR J=0 TO 255:POKE VIC+J+K*256,3
110 NEXT K
120 FOR J=0 TO 255:POKE VIC+J+K*256,4
130 NEXT K
140 FOR J=0 TO 255:POKE VIC+J+K*256,5
150 NEXT K
160 FOR J=0 TO 255:POKE VIC+J+K*256,6
170 NEXT K
180 FOR J=0 TO 255:POKE VIC+J+K*256,7
190 NEXT K
200 INPUT "PRESS A KEY TO ADVANCE:"
210 IF ASC(K)=0 THEN GOTO 200
220 IF ASC(K)=1 THEN VIC=VIC+256:POKE VIC,0:OR 16
230 IF ASC(K)=2 THEN VIC=VIC+256:POKE VIC,1
240 IF ASC(K)=3 THEN VIC=VIC+256:POKE VIC,2
250 IF ASC(K)=4 THEN VIC=VIC+256:POKE VIC,3
260 IF ASC(K)=5 THEN VIC=VIC+256:POKE VIC,4
270 IF ASC(K)=6 THEN VIC=VIC+256:POKE VIC,5
280 IF ASC(K)=7 THEN VIC=VIC+256:POKE VIC,6
290 IF ASC(K)=8 THEN VIC=VIC+256:POKE VIC,7
300 VIC=VIC+256:COL=COL+256:POKE VIC,0:AND 15:OR 8
310 FOR J=0 TO 255:POKE VIC+J+K*256,0
320 NEXT K
330 GOTO 200
  
```

The multicolour mode screen demo is quite short, so it should be easy to modify. Check out 470 and 477 if you don't know how to generate these inverted "control code" characters.

Program 1 prints a list of numbers, okay not very interesting but fun to watch how fast the Commodore can count. Program 2 prints up a maze on the screen. A-mazing, huh? (Maze goes = 0) Program 3 uses the timer variable TI to put a short pause in your program. That's all, except I was going to send

you a great look on Basic, for the 64, but I'd already used the envelope.

First, must have been a very thin bank, judging from the size of your envelope. (But thanks for the tip, cobber. Or don't you. Course call people cobber anymore? By the

way what's happening in Neighbourhood of the Nomain? (Oh stopit, Phil. Home And Away's much better... Coppel - Ed)

Now then, then during of Course has written a program to help you get your system together. Basically it is a Binary To Decimal Converter routine, so you can tap in the numbers and out comes a nice neat number for you to tap into your cassette deck/drain. Nice one. Best! And Best's all we've got time for. Keep writing, please.

## Homework prob no. 8

Okay, you've seen multicolour mode. Now try writing a program that creates and bounces a multicolour sprite around the screen, but you can't do it. No no.

```

10 REM BINARY TO DECIMAL CONVERTER**
20 PRINT "ENTER A BINARY NUMBER:"
30 INPUT "ENTER AN 8-BIT BINARY NUMBER:"
40 IF LEN(AS$(C%))=8 THEN PRINT "8 BITS PLEASE"
50 C%=C%+1
60 IF C%=0 THEN C%=255
70 IF C%=0 THEN C%=255
80 FOR S=8 TO 1 STEP -1: C=C+1
90 IF C=0 THEN C=255:GOTO 80
100 NEXT S
110 PRINT:PRINT AS$;" BINARY =";TL;"DECIMAL =";C%
120 GOTO 10
  
```

Best! (Really? Binary to decimal converter is a very useful piece of code you should keep handy. If you're following Paul Lynn's 'reader help' project, you can make use of it there, too.)

## BACK TO BASIC



## Win a coding cartridge

To celebrate a whole year's worth of CB, Back to Basic is giving away some techy goods for would-be coders. As well as a whole host of CB programming books, we'll also be sending the winner an Action Replay III V1 cartridge. These feature-packed carts are great for joystick-wielders as well as keyboard-tappers and are the ideal accompaniment to any CB4 setup.

What all this techy? Then you'd better enter the competition. And what do you have to do? Well, why not take a quick whiff of the questions over there. (No, the other side, silly...)

Here they are:

1) What do RAM and ROM stand for?

2) What does BASIC stand for?

3) What happens if you POKE 51281, 8 when 8 is a variable quantity chosen at random from values between 3 and 157?

Right. Whack your answers on a postcard and send it to Back To Basic Corner, 20 Stonehouse Street, Bath, Avon BA1 1BA, in writing no later than October 17th, 83.

**COMPETITION COMPETITION COMPETITION COMPETITION COMPETITION**



**NEW VALUE  
PACK**

**COMMODORE 1541 mkII DISK  
DRIVE FOR G4/128**



**SPRINT 128**

- Full feature Commodore format protection
- Available over G4/128 in a range of full size Microcassette Parallel Printers
- Long service life - supports Commodore Graphics 128
- Standard Microprocessor - Drop means no extra programs to load
- Works with most applications

**ONLY £29.99**

**The 1541 Mk II is a superb quality Disk Drive specially designed for the Commodore G4/128.**

**JUST LOOK AT THESE FEATURES...**

- Sleek design - an extremely compact unit
- ExtraSoftware Pack as no assembling problems unlike most other types
- Direct drive motor for super quiet operations and extra long life
- Plus fabulous collection of Disk Software - see below for details
- Comes complete with manuals, connecting leads, etc., etc.

**DIGITAL  
SOUND  
SAMPLER**

**INCLUDES WITH  
FREE  
COMMODORE DIGITAL  
DRIVE SYSTEM**



- This NEW Sampler allows you to record any sound digitally into memory & then replay it with some auto-mixing sound effects
- Playback forwards/backwards with auto-rewind/stop mechanisms
- MIDI compatible with available software (Start from £29.99, see ad)
- Live effects menu includes real-time display of waveforms
- Use to take live-out/backtrack control - the best & A/D conversion
- Load/store samples - Up to 8 samples in memory at one time
- Complete software/hardware package - Tape or Disk (Drive extra)
- Now you can take your Digital Sound Sampler into a Digital Drive System with a your FREE Com Drive software
- A digital drive records in memory at one time
- Complete MIDI 3-channel kit - Real drive records - real synthesiser
- Full editing - Store drives - Load/store facilities
- Output to Hi Fi or through TV speaker

**STILL ONLY £49.99**

**COMPLETE WITH FREE COM-DRIVE DIGITAL DRIVE SYSTEM**

**TOTAL PACKAGE INCLUDING  
TRIVIAL PURSUIT, SHARF,  
COMPASSION, SPLIT PERSONALITIES,  
SEEDY AGENT, MIGHTYBEEB,  
SHADOW WARRIORS, MIGHTY  
RESISTANCE AND SOFTWARE**

**ONLY  
£149.99**

**ADD IN 10 BEEB BAY COURSES  
IS REQUIRED**



**DATA RECORDER**



- Quality Commodore compatible Data Recorder
- Pulse control
- Three digit position counter
- Cassette read
- Suitable for G4/128
- Comes complete - no more to buy!
- Read now for quick delivery

**ONLY £29.99**

**UNBEATABLE MIDI  
PACKAGE!!**



- **KEYBOARD MODULE** allows for entry of music from the GRAPHIC keyboard. Requires neither the digital recorder.

**DATTEL MIDI 64 INTERFACE  
PLUS ADVANCED MUSIC  
SYSTEM ONLY £39.99**

**AVAILABLE ON DISK ONLY**

- The Advanced Music System is probably the best MIDI/music package ever produced for the G4/128 offering a huge range of musical composition features plus MIDI compatibility, with the Datatel MIDI Interface you have the **TOTAL MIDI SOLUTION!**
- **KEYBOARD MODULE** you like a smart processor for music
- **MIDI CONTROL** this is the module which allows the full potential of the Music System and your MIDI keyboard to be achieved. Using the Datatel MIDI 64 Interface any MIDI instrument can be connected.
- **WIDE RANGE OF FEATURES...** In connection to the Advanced Music System has literally hundreds of constants and features - we have only outlined some of the main benefits - this is a truly professional package.



**FREE  
MIDI  
CABLES**

**HOW TO GET YOUR ORDER FAST!**

TELEPHONE (24hrs) **0782 744767** CREDIT CARD ORDERS

ORDER NOW! DELIVERY TIMES: 2-3 WEEKS. ALL ORDERS SUBJECT TO STOCK AVAILABILITY.



**DATTEL ELECTRONICS LTD.**



GOUGH ROAD, PENTON INDUSTRIAL ESTATE, PENTON, STAKE-ON-TRENT, ST4 2YS, ENGLAND.  
FAX 0782 744292 TECHNICAL/CUSTOMER SERVICE 0782 744224



# DATEL

Electronics

## COMMODORE MOUSE SYSTEM

COMPLETE WITH

ICP  
INTERNATIONAL COMPUTER PRODUCTS

### NOW A TOTAL MOUSE/GRAPHICS PACKAGE FOR YOUR COMMODORE 64/128 AT A TRULY UNBEATABLE PRICE!!

- 1281 Mouse is a high-resolution two-button mouse featuring optical counting, left/right buttons, microswitches, rubber-coated ball and high-quality interface.
- When combined with GCP Advanced Art Studio this graphics package is quite simply the best system available. The features are unmatched...
- Create an image - stretch it, expand it, move it, rotate it, colour it, etc., etc.
- Spray patterns - or shades, make shapes from - stretch and manipulate shapes.
- Zoom in to add detail to fine mode.
- Half-tones/line options remain for ease of use.
- Mouse operation, plus joystick and keyboard control.
- 16 pens, 8 sprays, 16 brushes - so double anyone else create superb graphics easily.
- Full on-site guide facilities plus excellent printer support.



ONLY  
**£34.99**

TOTAL PACKAGE  
INCLUDES 1281 MOUSE  
MOUSE MAT/HOLDER  
AND GCP ADVANCED  
ART STUDIO  
PLEASE NOTE IF YOU ORDER THIS ON LINE

**FREE!**  
MOUSE MAT AND  
MOUSE HOLDER  
(WORTH £10.00)  
WITH EACH PACKAGE



### LC 200 COLOUR PRINTER PACKAGE

#### HOW YOU CAN PRINT OUT YOUR PICTURES IN FULL COLOUR!

- The new LC200 Colour Printer not only prints in Near Letter Quality for your regular jobs but also prints out your pictures from Art Studio, Action Replay, etc., in glorious colour!
- LC200 is a full Commodore printer so it works with other computers (Amiga, etc. etc.)
- Made possible by Intel's unique colour printer driver - now you can have a technology to up to 16 colours! • No more to buy - just plug in and print!

PACKAGE INCLUDES: 256K LC200 COLOUR PRINTER, NEW ENHANCED  
PRINT / IN DRIVER SOFTWARE, NEW ENHANCED  
DATE, CHANGE PRINTER DRIVER SOFTWARE, NEW ENHANCED  
NORMALLY £284.00

**COMPLETE PACKAGE NOW ONLY £259.00**

#### COLOUR PRINTER DRIVER AVAILABLE SEPARATELY ONLY £19.99

- If you already have an LC18 or LC 200 Colour Printer we can supply the Driver separately.
- Returns with: Serial Interface of LC 20, Parallel Port, Printer 1.25, etc.

#### NOW TO GET YOUR ORDER FAST!

TELEPHONE (24hrs) **0782 744707** CREDIT CARD ORDERS

ORDER NORMALLY DELIVERED WITHIN 24 HRS. ALL ORDERS POSTED. ORDERS MADE PAYABLE TO:



**DATEL ELECTRONICS LTD.**



60/64H ROAD, FENTON INDUSTRIAL ESTATE, FENTON, STOKES-ON-TRENT, ST4 6PL, ENGLAND.  
FAX 0782 744822 TECHNICAL/CUSTOMER SERVICE: 0782 744204

**DATEL**  
Electronics

1 2 3 4 5 6

COM 64/128

# THE ULTIMATE CARTRIDGE COMES OF AGE!

ONLY **£34.<sup>99</sup>** POST FREE

WITH A **TURBO REPLAY** AND, IN WELL-COMED & 300 BLOCK PROGRAM IN BUNDLES & ETC



**THE MOST POWERFUL, FRIENDLY AND FEATURE PACKED UTILITY CARTRIDGE EVER CONCEIVED!**

**ACTION REPLAY MK VI**  
FOR CBM 64/128

- **TURBO LOADER** - Load 800 block program (yields 8 seconds - world's fastest disk serial loader) - 2M/Board F1AM and ROM addresses high loading speeds. Works with 12M/1250/Occasini/12M1.
- **INFINITE LIVES GENERATOR** - Automate infinite lives! Very easy to use, works with many programs. No user knowledge required.
- **PROF MACHINES LOGIC MONITOR** - Full 16K Processor Monitor - examine ALL operations, including stack, I/O area and registers in their binary states. Ideal for de-bugging or just for fun!
- **SPRITE CONTROL** - Freeze the action and view the sprites - watch the animation - customise your games - kill sprites conditions.
- **TRIGGER FACILITY** - Now you can make your old store loading programs load faster. Simply freeze the action and save to tape or disk to reload at superior speed - no more waiting for programs to load.

- **DISK COPY** - Easy to use disk-to-disk copier. Much faster than conventional methods. Ideal for backing up data disks.
- **TAPE TURBO** - This feature will add Turbo Reload to the programs that you save to tape - no user knowledge required.
- **HARD FORMAT** - Format an entire disk in about 10 seconds - no more messing about.
- **PRINTER DUPER** - Print out your frozen screen to printer - EPSON 800, 800, Epson, Star, etc. - very versatile.
- **CENTRONICS INTERFACE** - For parallel printers, Star, Epson, etc. Print out listings with graphic characters etc. (table required for parallel port EPLP).
- **SCREEN EDITOR** - How you can edit the entire frozen screen with this text editor - change names on high scores, etc. Great fun!
- **EXTENDED TOOLKIT** - Many single stroke commands for Load, Save, Del, etc. Plus range of other commands, i.e. Auto Monitor, Del, Delete, Merge, Append, & more, etc.

## GRAPHICS SUPPORT UTILITIES DISK

**SLIDE SHOW** - View your favourite screens in a slide show type display

**SLIDE UP** - Unique utility allows you to take any part of a picture & "move it up" to full screen size

**SPRITE EDITOR** - A complete sprite editor helps you to create or edit sprites

**MESSAGE MAKER** - Any screen captured with Action Replay or created with a graphics package can be formatted into a scrolling screen message with music

**ONLY £9.99**

## THE REVIEWERS SAID...

"It's stunning, amazing and totally impressive. This is easily the best value for money cartridge. The (ACTION) user."

**COMMODORE DISK USER**

## WARNING: 1988 COPYRIGHT NOT WARNING

DATEL ELECTRONICS LTD. hereby certifies to authorize the use of trademarks by the reproduction of copyright notices.

The limited edition of this product also includes a number of software such as the manual, manuals, the game and programs in various other languages in order to make the best money game. We hope to make more, and for your use of the copyright notice for the user.

**DATEL**  
Electronics

## HOW TO GET YOUR ORDER FAST!

TELEPHONE (24hrs) **0782 744707** CREDIT CARD ORDERS

ORDERING NORMALLY DISPATCHED WITHIN 48 HRS. ALL CREDIT/POSTAL ORDERS MADE PAYABLE TO...



**DATEL ELECTRONICS LTD.**



52/54M ROAD, PENTON INDUSTRIAL ESTATE, PENTON, STOKES-ON-TRENT, ST5 2RL, ENGLAND.

FAX 0782 744820 TECHNICAL/CUSTOMER SERVICE 0782 744824



# BACK ISSUES

## FINITE SUPPLY SHOCK!

Since special CP offers located some back issues which were more believed to be extinct, the number of orders has exhausted our supplies of CP 1, 2, 3, 4, 6 and 7. So remember, back issue stocks don't last forever. All you have to do to get one of the remaining copies is fill in the form (or a photocopy of it) with your name and address and pop it in an envelope. Don't forget some cash (like a cheque or postal order) for £3.20 per issue. If you're ordering outside mainland UK, each magazine costs £3.40 (yes of the expensive mail costs.

### CP 3 - JACK TRACT

One of the worst games of all time! Also 2-D and Money System mapped. Full games: *Jim Star* and *Shelley's Hole*. Bonus: *Vis and Harbort*

### CP 6 - MEGALOMAN MANIA

First Predator and 3D version. Full games: *Blaxx* and *Top Duck*. Bonus: *Predator* and *Flora*

### CP 7 - PAINFUL SPECIAL

Five re-releasing games: *PowerTrend*, *Hero Quest*, *Ultima VI*, *Death Knight* and *Iron Squadron* and *What of the Demos*. On tape: *Demons*, *Rolling and Drives of Hero Quest* and *Five Tower*. Also: *Fortress* map part 1.

### CP 10 - BATTLE EXAMINER

Re-released *Blaxx*, *Blaxx* and *exclusive review*. Also on the tape: *PI CP Console demo*

and complete versions of *Park Patrol* and *Aladdin*. Lastly, the definitive guide to flight simulators, two pages of tips including *Turbo* map part 2, *HW2* and *Switch Mode PowerTrend*

### CP 11 - TERMINATOR 2

*Shredder* and *Over*. The *Hardware* on tape with *Ultima 6* and *Lightforce*. *Terminator 2* re-released in an early wrapping special that includes *Get Out Europe*, *Speedball 2* and much much more!

### CP 13 - SPECIAL 8

*Demons* on the same tape - CP 14 *Ultimate Sport* and *Speedball 2*. After the injury time, ordered with *Acrobat*, *build up* with *3D Construction BP* and *PI Hammer* only. The classic *SPINOFF* is the complete game to top this list issue!

Please send me  
Commodore Format back  
issues POST 102

6 8 9 10 11 12

POST ORDER: PER 1000, 00 - £1.50 000 - £1.50

NAME (PRINT)

BY METHOD OF PAYMENT IS TO (CHECK)

CHEQ  CARD

CV

CP

CP10 *Blaxx* order is Future Publishing Ltd

NAME

ADDRESS

POST CODE

ORDER FORM

Order Form (only valid for the United Kingdom) is valid for  
COMMODORE FORMAT PUBLISHING, DUNSTON, SO1 2TR

# SUBSCRIBERS CLUB

You not only receive an ace gift when you subscribe - you can also take advantage of our exclusive subscriber offers! An extra bonus or what?

This month's special offer is so hot you'll think it's still summer. . .

## Rodland

Reviewed in CP13, *Rodland* marks the return of the main platform masterpiece. There are 12 levels of hazard hopping madness for one or two players. I told you rate rate rate rate.



## Subs Club Price

CASSETTE £9.99 (RRP £11.99)

DISK £11.99 (RRP £13.99)

SAVE UP TO  
**£4**

To place this order please use the coupon opposite CP7

# Receive one of these gifts when you subscribe to Commodore Format



**JOYSTICK**

Playboy's Choice - The hottest choice, with absolute control.



**STOP PRESS & MOUSE**

Desktop publishing software. **STOP PRESS & MOUSE** means you can do it all - even when you're busy. Please make a second choice here.



**OGP ART STUDIO**

Commodore's own studio, art and design software. Special version that creates and displays scenes without mouse help for an amazing £22.95.



**SPEEDBALL II**

Control Speedball like a wild Dinosaur in the ultimate sport. Award winning action for one or two players. Isn't this game a Corker? **£19.95** (incl. postage and p.p.)

## GET

**12 ISSUES OF THE BEST C64 MAGAZINE DELIVERED AT NO EXTRA CHARGE**

## GET

**A FREE COVER MOUNTED CASSETTE EVERY MONTH**

## GET

**ONE OF THESE 4 ACE GIFTS - THE CHOICE IS YOURS!**

**ALL THIS FOR THE SAME PRICE AS YOU'D PAY AT A UK NEWSAGENT**

# £26.40!

Save the time and hassle of having to go out and get your copy every month. Avoid that gut-wrenching feeling when you're told, "Sorry, sold out." Act today, guarantee your copy and get it delivered at no extra charge. Complete and return the coupon below or call our credit card hotline on 0455 746111.

**DO YOURSELF A FAVOUR. SUBSCRIBE NOW!**

**YES!**

**PLEASE ENTER MY SUBSCRIPTION TO COMMODORE FORMAT** SOLE IMPORTER

12 ISSUES

UK £24.00

EUROPE £26.40

REST OF WORLD £31.95

4 ISSUES

UK ONLY £11.20

To ensure you receive your magazines and tape quickly and undamaged, all overseas subscriptions are sent by air.

**MY CHOICE OF GIFT IS**

STOP PRESS

JOYSTICK

SPEEDBALL II

ANYWHERE BUT MY FINGER

**PLEASE ALSO SEND ME THIS MONTH'S GEEK CLUB SPECIAL OFFER - 100% BONUS**

BOX £9.95

CASSETTE £15.00

If you are an existing subscriber please quote your subscription reference number here - you will find this on your address label.

**MY METHOD OF PAYMENT IS**  CASH  CHEQUE  CREDIT CARD  OTHER

VISA

AMEX

M/C

DISC

Diners

B.C.

B.S.

B.L.

B.N.

B.O.

B.P.

B.R.

B.S.

B.T.

B.U.

B.V.

B.W.

B.Y.

NAME \_\_\_\_\_

POST CODE \_\_\_\_\_

ADDRESS \_\_\_\_\_

POST CODE \_\_\_\_\_

Enter this coupon together with an international money order or cash to COMMODORE FORMAT SUBSCRIPTIONS, FREEMORE, DUNDEE, DD1 1DA.

100% BONUS IS VALID UNTIL 31ST OCTOBER 1991

© 1991/1/91



# DRAGON'S KINGDOM

**W**ith three seconds of starting play, it's obvious that the programmer of *Dragon's Kingdom* is a real *Shovel 'n' Swords* fan. In fact, he's so keen on the game that he's decided to rewrite it, take out the messy graphics and make it even harder.



To say that *DK* has been influenced by the famous Capcom coin-op is something of an understatement, but decide for yourself. You control a small knight who must traverse a scrolling landscape in order to reach and defeat an evil dragon demon called Gortin. Along the way he has to leap over rocks, climb ladders, cross bridges and jump over gaps. A constant barrage of demonic adversaries do their best to kill our hero, but luckily he has two lives. The briefest encounter with an opponent removes one full life, but allows him to continue another touch and it's back to the last rest point, which is briefly displayed on a map of the whole quest.

Your charge starts his mission armed with an infinite supply of swords which are hurled directly at incoming enemies. Later



on, this is swapped for a battle axe. Now, you don't have any option in selecting this weapon - you can't jump over it and you can't avoid it. And, unfortunately, it's a trap.

The thing is Gortin is a huge and, really scolding egg-walkers in the immediate proximity.

By now you should be having a cumulative attack of rage vs. Thus, later levels do decrease from the *Shovel 'n' Swords* layout, and Gortin haven't bothered trying to imitate the huge end-of-level guardians (in fact there aren't any) but *Dragon's Kingdom* is a real rip-off!

The golden rule in borrowing (well, stealing) ideas is that you improve upon them, but Gortin has failed miserably. Poor game design results in alien attack get

'You can hurt axes as much as you like, but these little suckers won't die'



levels which aren't identical each time you play. Just when you think you've got it sorted, they change the rules, as if even in a game as tight as this, it means that your learning curve is flattened.

Another tip in the book is to use the old control method. You have to hit a clear diagonal to jump and then you can't clear an object if you're standing right next to it. AAAAHHH!

Combined with distant rest points and all-right collision detection, playing *Dragon's Kingdom* is ridiculously difficult and incredibly frustrating. The game is only

just bearable with infinite lives - it must be bordering on the impossible without. There aren't even any clever cheats or programming tricks to relieve it. It sounds and there are prizes - it would have looked unimpressive in 1986.

These days, it's a bit of a joke. By now you should have a pretty good idea of what *Dragon's Kingdom* is like. And if you've got any sense, you'll avoid it as you avoid a real *Demoniac* called Kooler standing over a half-eaten body.

STIVE

Name	<i>Dragon's Kingdom</i>
Publisher	Games
Cartridge	£9.99
Disk	£9.99
Review	Out now
Code	0482 682348

## POWER RATING

### THE DOWNERS...

- It's hard, very hard and stupidly hard - in that order
- The visuals are fairly competent - and that just isn't good enough
- Small game area is compensated only by severe difficulty
- Annoying faults in the game structure, like poor rest points and lack of reliable jumps
- Into enemies, with no wall boundaries and the glib hit
- Achaic control mechanism - you can't jump over an object if you're standing right next to it

100

33%

- Soundtrack is quite a nasty bit of a number
- If you're built of sterner stuff, you might find some reward in this with challenge

### ...AND THE UPPEERS



# Discover Commodore at its best!

Amiga Format presents the greatest computer show this year. Earl's Court II, November 15-17 1991: be there!

## Just look at what there is!

**Christmas Info** Ocean, Progress, Amibros, Electronic Arts, Mega, Micropro, Creative, Microsoft: all the leading software houses will be at the show, with massive stands. This is your chance to see and **play the year's biggest games** - exclusive to the show.

**CDTV City** what's CDTV? What can you do with it? What software can you buy? Discover what the **future of computing** holds in the show's unique CDTV City.

**Christmas Shopping Mall** All the best games bargains are here!

**Multimedia Theatre** Commodore has attracted some of the biggest names in

computing to **demonstrate their stuff** - see what the Amiga is really capable of!

**Games Arcade** Set your eyes on **biggie mode** - you won't believe how many incredible games you'll be able to play.

**The game makers** Imagine hearing direct from the leading game programmers - just how do they do what they do?

**And also...** Panels of competition, Hubs of celebrities and experts, Jaw-dropping wonderful big screen video, Musical feasts (seriously, yes), Cash, And a lot of **raucous** fun for certain...

**What'll be there?** Commodore, Commodore Format, Amiga Format, Amiga Power, Amiga Propper, all the major games producers, a myriad of various publishers, loads of bargain-offers, lots of hardware developers and everyone into the world of Commodore.

AMIGA presents



15 - 17 November 1991

Commodore

## Faxbox

Where: Earl's Court II,

When: November 15-17 1991

Times: 9am-5pm November 15-16;

9am-4pm November 17

Cost: Adults £6, under 14s £4

(see the special Early Booker Offer)

## EARLY BOOKER OFFER: SAVE TIME, SAVE MONEY

Be smart! You know this **World of Commodore** will attract tens of thousands of people. And you know what that means: queue City. To avoid all the foot-shuffling, fangirling and/or fan-girling start to line up by booking your tickets early.

And you'll even **save money**! It's a barg, really. Do it now, otherwise you'll only forget and then regret it later when you're really cold and you can't wait to get inside and... [snip]...[snip]

**YES!** I would like to have my tickets early, avoid all the queues and save £1.00 on every ticket, please.

Name \_\_\_\_\_

Address \_\_\_\_\_  
\_\_\_\_\_  
\_\_\_\_\_

Postcode \_\_\_\_\_

Number of tickets: \_\_\_\_\_ Adult (at £8.95 each)

Under 14s (at £2.95 each)

Total payment \_\_\_\_\_

Method of payment (please circle):  Access  Visa  Cheque  PO

Credit Card number \_\_\_\_\_ Expiry date \_\_\_\_\_

**CREDIT CARD NOTLINE 001 286 8086**

Please make all cheques payable to **WORLD OF COMMODORE**

Send this form to:

World of Commodore  
PO BOX 3, Elmwood Park  
South Weymouth, Dorset

**WARNING:** This offer closes on 8.11.91

If you don't want to cut up this magazine, photocopies are accepted. **CF10**

Your 'll think  
Christmas  
has come  
early!

**BARGAINS!**  
Commodore's special Christmas offer

**GAMES!**  
Commodore's special Christmas offer



Yes, I know it looks crap, but this Dragon-back Chase HQ plays like a pretty damned good. It's fast and the 3D works a treat (as long as you sit far enough away)



On level one, you have to guide Basilisk through Fantastic, unending doorways and climbing stairs in order to find a rope (2F hint - it's a lot simpler than it looks - one big jump is all it takes)



And here's a movie still of the same section, with Fantastic's firing one of Xanthir's laser-style missiles. As you can see, the game has captured the visuals perfectly - it's just a shame that it's too easy...

**H**andy up everyone who want to see the movie? Three... Right, well since I rate one of those who didn't put his hand up, I'm afraid I haven't got a clue as to the plot of the movie. This doesn't really matter since most film-based games don't either.

As with a lot of movies for the these days, *NEST* is split into levels, each with a different theme and featuring nicely varied gameplay. In this case, I've got to hand it to Linal...

# NEVER ENDING STORY 2

...they've sure managed to cram in a load of game ideas and styles.

There are six levels, which include a two horizontal scrollers, two vertical scrollers, a first-person perspective Chase HQ style game on a dragon's back plus a stunning revolving tower sequence.

Every level works pretty well, but after only a few plays I managed to get through the first level. Then the second, then the third. And before you know it, I'd finished the whole

game. It cheated a bit by saving out levels using an Action Replay cartridge, but afterwards I did manage to play it from start to finish with no help whatsoever.

So, what do you do? Well we got a really nice little game, plenty to do, more variety than *Killings*' night-jack and really slick presentation... But you can finish it in a couple of plays. When I first started playing, *NEST* was heading for an 'It's A Conker', but

I'm sure most gamers could crack it in one day. In this case I can only suggest that you might buy it if you're completely crap at games, or are looking for something to keep your kid brother or sister occupied - for a while.

**STVA**



<b>Name</b>	<b>Never Ending Story 2</b>
<b>Publisher</b>	Leaf
<b>Cartridge</b>	£19.99
<b>Disk</b>	£15.99
<b>Release</b>	October
<b>Contact</b>	0854 472264

## POWER RATING

### THE DOWNERS...

- Entertaining it may be, but it's not so far too easy to complete
- Levels are too simple - it's just a matter of memorising the attack pattern/enemy layout
- Stage 2 is poorly structured - you have to lose a life to finish the level!
- Each section is quite short

100

—

—

—

**58%**

—

—

—

—

—

0

- Flawless good soundtrack and tight open effects
  - Great graphics, contributing to the stunning revolving tower section
  - Range of variety in game styles and gameplay - no two levels are the same
  - Play options are beautifully drawn and animated
  - The exceptional graphics can be a sight for sore eyes
- ...AND THE UPPERS



All the start of level four, and progress are limited to this persistent revolving tower sequence, as Basilisk and Always walk down a spiral staircase



And this is the bit from the movie. Just what Always is doing (climbing from a chute to a nearby's castle). However, to save you it the next bit...



In each level, Basilisk combats the lab-demon by sprouting them with its arrows, creating them spreading down the central well, while Always finds them off with his chain (and, 1000 gold)



The third level sees Basilisk climbing the outside of Xanthir's castle in order to rescue Always. This is the weakest section of the lot, due to some strange gameplay quirks



The penultimate section has you piloting Artek the horse through a forest full of hazards, very much in the vein of *Waltz Of The Seasons*

# AMIGA

## STAND-ALONE 500 COMPUTER

- 512K AMIGA £329.00
- TV MODULATOR FREE
- MOUSE CONTROLLER FREE

PLUS - FREE FROM SILICA

- ARCADE ACTION PACK £229.78
- PHOTON PAINT 2.0 £89.95

TOTAL RRP: £648.78

YOU SAVE: £329.78

**SILICA PRICE: £329**

PLUS FREE HOLIDAY ACCOMMODATION

# £329

SILICA PRICE, INCLUDES VAT & FREE DELIVERY



WITH THIS RAM

### NEW! CARTOON CLASSICS PACK

CONTENTS	SOFTWARE	PRICE
512K AMIGA 500	512K RAM 1	£399
ADD TO ORDER NO.	512K RAM 2	£399
ADD TV MODULATOR	512K RAM 3	£399
ADD TV MODULATOR	512K RAM 4	£399
ADD TV MODULATOR	512K RAM 5	£399
ADD TV MODULATOR	512K RAM 6	£399
ADD TV MODULATOR	512K RAM 7	£399
ADD TV MODULATOR	512K RAM 8	£399
ADD TV MODULATOR	512K RAM 9	£399
ADD TV MODULATOR	512K RAM 10	£399

## £399

PLUS 18 NIGHTS FREE HOLIDAY ACCOMMODATION



# FREE! FROM SILICA WITH EVERY

# AMIGA

## TOTAL FREE PACKAGE

- ARCADE ACTION PACK - £229.78:
- Adonis - by Ocean House £24.99
  - Chess Player 2152 - by CP Software £24.95
  - Drinks! Forces - by Digital Stage £24.95
  - Live & Let Die - by Elite £19.99
  - Demolish - by Reason £24.99
  - Pipe Mania - by Empire Software £24.99
  - Rick Dangerous - by Proton £24.99
  - Rock 'n' Roll - by Rainbow Arts £19.99
  - Stack - by US West £19.99
  - Surv! Portrait - by Ocean £19.99

ART PACKAGE - £89.95:  
Photon Paint 2.0 - by Microfrontier £89.95

TOTAL RRP: £329.78

# FREE! WORTH NEARLY £320

PLUS FREE HOLIDAY ACCOMMODATION

## ARCADE ACTION PACK

The new Arcade Action Games Pack is THE ultimate companion for Amiga-owners, featuring ten top titles with a variety of different types of games for you to enjoy. Each title is packaged on its own graphic CD-ROM, with a colour sleeve and 16 instructions. This Arcade Action Pack is FREE! when you buy your Amiga 500 from Silica.

**FREE!** £219.78

## ARCADE ACTION GAMES PACK



## FREE! 18 NIGHTS HOLIDAY ACCOMMODATION

Every Amiga 500 from Silica Systems comes with a FREE Photon Paint 2.0 worth £89.95. One of the most advanced art packages available for the Amiga, Photon Paint 2.0 will be able to harness the extraordinary graphics power of the Amiga and produce exceptional graphics on monitors, video, CD-ROM, your printers, and multi-colour laser appearance. These can be animated in real-time using a vast range of practical effects, including scrolling colours and perspective animation, allowing you to create stunning 3D surface mapping.

## FREE! PHOTON PAINT 2.0 GRAPHICS PACKAGE

Every Amiga 500 from Silica Systems comes with a FREE Photon Paint 2.0 worth £89.95. One of the most advanced art packages available for the Amiga, Photon Paint 2.0 will be able to harness the extraordinary graphics power of the Amiga and produce exceptional graphics on monitors, video, CD-ROM, your printers, and multi-colour laser appearance. These can be animated in real-time using a vast range of practical effects, including scrolling colours and perspective animation, allowing you to create stunning 3D surface mapping.

£89.95



## SILICA SYSTEMS OFFER YOU

- FREE OVERNIGHT COURIER DELIVERY (in all business areas subject to the UK)
- FREEPHONE 800 000 000 (UK) from all mobile phones in the UK
- 24 HOUR SERVICE (UK) by telephone, fax, telex or e-mail
- 24 HOUR SERVICE (UK) by telephone, fax, telex or e-mail
- 24 HOUR SERVICE (UK) by telephone, fax, telex or e-mail
- 24 HOUR SERVICE (UK) by telephone, fax, telex or e-mail
- 24 HOUR SERVICE (UK) by telephone, fax, telex or e-mail
- 24 HOUR SERVICE (UK) by telephone, fax, telex or e-mail
- 24 HOUR SERVICE (UK) by telephone, fax, telex or e-mail
- 24 HOUR SERVICE (UK) by telephone, fax, telex or e-mail

When you receive items in your first mail order, we suggest you give quality assurance a try. We will be delighted to accept a full refund on any item that you are not satisfied with. We will be delighted to accept a full refund on any item that you are not satisfied with. We will be delighted to accept a full refund on any item that you are not satisfied with.

CALL 081-309 1111  
**SILICA SYSTEMS**

UK: 081-309 1111  
USA: 1-800-309-1111  
CANADA: 1-800-309-1111  
AUSTRALIA: 1-800-309-1111  
FRANCE: 1-800-309-1111  
GERMANY: 1-800-309-1111  
ITALY: 1-800-309-1111  
NETHERLANDS: 1-800-309-1111  
SPAIN: 1-800-309-1111  
SWITZERLAND: 1-800-309-1111  
BELGIUM: 1-800-309-1111  
LUXEMBOURG: 1-800-309-1111  
AUSTRIA: 1-800-309-1111  
GREECE: 1-800-309-1111  
TURKEY: 1-800-309-1111  
INDIA: 1-800-309-1111  
JAPAN: 1-800-309-1111  
KOREA: 1-800-309-1111  
TAIWAN: 1-800-309-1111  
HONG KONG: 1-800-309-1111  
SINGAPORE: 1-800-309-1111  
MALAYSIA: 1-800-309-1111  
THAILAND: 1-800-309-1111  
PHILIPPINES: 1-800-309-1111  
INDONESIA: 1-800-309-1111  
BRUNAI: 1-800-309-1111  
MALDIVES: 1-800-309-1111  
SRI LANKA: 1-800-309-1111  
BURUNDI: 1-800-309-1111  
RWANDA: 1-800-309-1111  
BURUNDI: 1-800-309-1111  
RWANDA: 1-800-309-1111

PLEASE SEND FREE AMIGA COLOUR CATALOGUE

Name: \_\_\_\_\_  
Address: \_\_\_\_\_  
Postcode: \_\_\_\_\_  
E-mail: \_\_\_\_\_  
Phone: \_\_\_\_\_

When completed, if any, do you need?

© 1995 Silica Systems. All rights reserved.



# ALIEN STORM

**WIN  
A  
SONY  
VIDEO**

GIVE - ME -  
YOUR - VIDEO

GOOD THING HE  
DOESN'T KNOW ABOUT  
MY SONY SLV-676

NO NO  
NOT MY TRUSTY  
OLD SET-HEAD

**R**ight, no messing - let's get straight down to business. US Gold's new Sega conversion is called *Alien Storm*. It's reviewed on page 58 and if you haven't already jumped at the new screenshots and read the sparkling text, go and do so as soon as possible.

To further bring your attention to the game, US Gold are offering a stunning Sony video as a prize in this easy-to-enter competition. The SLV-676 is the latest state-of-the-art VHS recorder with such convenient features as picture-in-picture, programmable LCD remote control, long play mode, an screen data display plus a range of other features, such as dubbing, all that and... *Beauty*. It's a stonker.

This piece of kit is worth 500 quid of mythical money (more or less) and if you win this competition, it's yours. For free. No catch.

As usual, we at CP reckon this sort of expensive paraphernalia shouldn't be relinquished without some sort of struggle. If you want to strut off into VCR nirvana, you've got to do some work. We want you to design an alien creature. Now don't panic if you think you can't draw. Neither could Picasso and he's dead! What exactly are you drawing? T - 76.

Scrubble your designs on a piece of paper and send them to:

**Andy Dyer Look-a-Like  
Center, 22 Monmouth Street,  
Bath, Avon BA1 1BW**

Get your entry to us by October 11th, so we can pick the winner in CP 16.

Anything that vaguely resembles the Alien, the Predator, the Blob, the Thing or any other movie monster will get straight into the bin. No copying those cameras either - we're all CP fans and will spot them a mile away. Hal!

**U.S. GOLD!**



# The ups and downs of level one



Abundant 3D perspective makes *Rubicon* an excellent shooter. (It's not, but it just got another year's best, nominated for another year.)

Even if you find that shooting job isn't exciting, *Rubicon* offers a variety of puzzles and boss battles that will be actually

You have to shoot birds, the sort of animal response, by being repeatedly hit by insects. This off it puts in a puff of smoke

By the time these advances (definitely) less than they were the same years already blasted a few years of steady advances back



Exploring level three leads to an encounter with a beast, suffering from indeterminate body colour. What will they think of next?

## POWERTEST 71



One of level two's ground shakers sits down on the job. This guy gets away of the floor until the ceiling starts falling on you.

# RUBICON

This is to be the last Harrison game, a very sad error says it makes, too. Those of you who remember CPL's real Hair should be able to imagine what *Rubicon* is like. The action scrolls left in right in a frustrating stop-start fashion that does the gameplay no favours whatsoever. On the good looks front, however, the sprites do their best to make something of a spectacle out of the whole thing and they're helped considerably by some decent background scenery that consists of peaks, scolding in smooth panels.

There's what it looks like. So what does it play like? There's a line from *The Hudson's Guide To The Galaxy*, in which Ford Prefect attempts to describe an impossible spaceship to Zaphod Beeblebrox. Ford says, "Looks like a bird whose like a bird whose like a cow..." and I'd like to believe that sentiment here. While you can jump, duck, run and shoot, you're faced with the onslaught of a mindless manager of floating eyeballs, airborne jellyfish, blue bomber birds, the notorious nasal emissions of more than one dragon, enemy air support from a ludicrously oversized helicopter and much more. To combat these you only have one reasonably fast-firing weapon. Fight exceptionally well and you'll meet occasional leviathans in the form of a jet-pack on level one, a riding creature similar to a *Clashin' Air-Drigon* in level two, and so on. But the whole game is just a walk-through, albeit a loughy, and anything as useful as a smart bomb seems to exist strictly in the realm of pipe dreams. And thanks to the onerous stop-start scrolling, you walk into hell the stuff you're supposed to kill before you can see it. What a paster.

You lose all your colour when your energy runs low. To underline the sad situation, when you last vitamin supplements you are shredded to the bone and tumble into a little pile of diggie tents. Not nice, but.

The end-of-level killpays vary in interest value, the most impressive being fifteen tons of four pounding *Bum*. Background scenery, panelled walls, doesn't do much to turn up the background lightweight either. That just leaves the sound effects. These are sharp and painful sounding.

A continue option starts you from the beginning of the level you're on, giving you another crack at a nut that's too tough by far. But there's only one continue per game which, given a game this hard, isn't enough. And once the Game Over message rolls on you have to let the whole shooting restart. This is annoying even for disk-drive owners - tape users will be mega-irked. No doubt *Rubicon*'s programmers are clever enough to make the CD-ROM sing and dance. But they haven't gone to any lengths to enable the likes of you and me to join in the fun. Wash on.

Game	<i>Rubicon</i>
Publisher	21st Century Ent
Cassette	£18.99
Disk	£15.99
Release	Out Now
Contact	022 583 2939

## POWER RATING

**THE DOWNERS...**

- Gameplay suffers from a lack of variety and being too difficult to win
- Stop-start scrolling is awkward and rarely making it hard to progress
- Only one-continue per game
- Time-consuming reload after every 'game over'

**69%**

**...AND THE UPERS**

- Spectacular presentation gives the programmers credit for their stuff
- Imaginative and well-timed laser graphics beam over the whole screen
- Some brilliant soundies, including panelled peaks and crystal thunderclaps
- Sound effects so sharp they make you wince
- Screen lets up on the game



# TERMINATOR



It's nothing personal but Ocean do seem struck on licensed software projects. Maybe they need a vacation. Surely they've earned it after releasing what must be the licence of the year. Our reviewer dons shades and plays. Now listen up, 'cos he's got something to say

So here it is — the action movie to end all action movies, the action game to end all action games — well, not quite. You must have seen the film by now. If you haven't, do it really is, to paraphrase Saddam H, the mother and father of all special effects movies. In it you will see things you have never seen before — which is more than can be said for the game. As with most movie licences, Terminator 2 is a multitalent, multimedial affair, and so before we go any further, may I suggest that you buy the cartridge version, because that's the way this game was designed to be played.



In an attempt to represent the reprogramming of the T1000 (which doesn't make it by the shot fired this character into your extra energy



Search battles her way through hospital corridors in the first to break out of the net. However, it's tough, but not, really, unmanageable.

There are nine levels, including two sideways tile bonus rounds, representing major chunks of plot. The bulk of the game is based around a rather nifty 80-style beat 'em up routine featuring stonky great figures (as if you don't like beat 'em ups, haste to visit, baby). In these you play Arnie fighting the T1000, Arnie fighting the T1000 again, and a substantial Arnie fighting, well, the T1000. Again.



In a similar vein, Arnie combats beefy menbers as he escapes from the Cyberdyne lab. This level is probably the easiest of the lot.

There are also two levels which use a sideways scrolling run around, set over several floors. In the first Rash Connor attempts to fix the honey bin in which she has been incarcerated for the last few years, followed later by a similar scene in which Arnie blasts through SWAT teamsters in the Cyberdyne lab.

And finally we have two rather nice vertical shooters: Arnie and John trying to

## Teeny-weeny in-betweensies

Each level has an intro picture (and occasionally outro picture) plus text to keep you up with any major plot twists. There are over a dozen of these miniature works of art — often accompanied by a suitably

explosive sound effect. There are eight of our levels to give you a better starting from top left and moving to bottom right, it gives you an idea of the movie storyline (if you're mad enough not to have seen it yet!)



# ATOR 2



Vertical corridor (closer attack, where you have to fire one way or the other, one way on your target, and one way on the closer



Close-up of the hand holding a gun, showing the character's face in the background. Not your original idea on a paragon and mark it 'Guns'

out on a ruddy great Mack truck, and a screeching SWAT van combating a T-1000-plated helicopter.

All nine levels are very nicely put together with tidy graphics, flicker-free characters on the level, no up-to-date, and with the exception of a nasty timing glitch on levels four and seven) sticks to small stuff.

However, I'm still disappointed. Why? Well for one thing, there's nothing here to get excited about. The movie boasts more innovative ideas and stunning visuals than anything else on the planet, and we get a game put together with tried and trusted gameplay. Nice and safe, nothing too risky, a bit of Fatal Recall here, a bit of Batman there, and those 'flipper' slide-puzzle sections. Please, Oscar,



Level four if the bike hits an obstacle, Arnie loses energy if the T-1000's inside (bottom of the screen) hits the bike, John loses energy



Best 'em up bit, the T-1000 as a security guard, the T-1000's inside with gameplay Arnie for the second time

stop using them. They're pretty and money worth, sure, but they are terminally dull (no pun intended).

The highlights of Terminator 2 are the vertical corridors – especially the helicopter vs SWAT van routine – which have at least had a little bit of thought lavished on them. Also included are the in-betweeny plot scenes and intro sequence which are simply stunning. Sound too is used to a purpose, with a nice pseudo-TX soundtrack (presumably they couldn't get the rights to the proper theme) and crumbly sound effects.

On the gameplay side, my one major worry is that it's a very tough little game. Each level is indeed to the max, so energy remaining from level one is carried over to level two and so on. The life sliders offer you a chance to you receive lost energy, but if you can't do them, you're in trouble.

Also, with only one life, you're going to be playing that first level on up section an awful lot of times. Every bit the T-1000 gets air you make your chance of finishing level two that bit slimmer. This can prove very frustrating, knowing that you're not going to finish the next stage when you haven't yet completed this one!

So there it is. Smooth, smart and playable – but nothing to really get excited about.



OTW



The final showdown, as Terminator clashes with Riddler's robot, who's going to get in the rest of killing most. My money's on Arnie...



<b>Game</b>	Terminator 2
<b>Publisher</b>	Orion
<b>Cassette</b>	£10.99
<b>Disk</b>	£10.99
<b>Cartridge</b>	TBA
<b>Release</b>	October
<b>Contact</b>	061 932 0033

## POWER RATING

### THE DOWNERS...

- Nothing really new or special
- Nine levels, only three game stages (not counting the original life puzzles)
- High difficulty level is irritating
- Annoyingly limited gameplay

100

78%

- Beautifully coded and very nice to look at
- Intro sequence and in-between game stages are very well done indeed
- Sound is of a specially high (but not standard)
- And dials for the spirit – the massive 'beat 'em up' are genuine
- Nine tough levels should keep you bustling away
- Just enough variety in gameplay and visuals

### ...AND THE UPERS

# Future

PUBLISHING

## Your guarantee of value

The magazine comes from Future Publishing, a company renowned in other parts, but unknown to most computer magazines, for its other activities in Britain, the other.

**Value added:** Our titles are packed with facts, suggestions and explanatory features, written by the best in the business.

**Storage systems:** We have a cost-effective editorial infrastructure, and our readers get the best buying recommendations.

**Design design:** Our original editorial team, led by our designers, brings together exciting charts, diagrams, summary boxes, providing clarity, clarity, clarity.

**Greater relevance:** In future, editorial content will be available to our readers via our website, our mobile phone, our tablet, our TV, our radio, our newspaper, our magazine, our website, our website, our website.

**More reader interaction:** We have always provided our readers with the best articles, reports and the best advice, but we're now taking it a step further by offering our readers a more interactive user group.

**Better value for money:** More pages, better quality, more value for your money.

Future  
PUBLISHING

More of Future's best computer magazines.

Commodore Format • Amiga Format • Amiga 5000 Plus • PC Plus • Amiga Format • BT Connect • PC Connect • New Computer Express • Your World • Mega Power • Amiga Power • Amiga Magazine

## Commodore

Commodore Format is the best source of information on Commodore computers, software and accessories. It's the only magazine that covers all Commodore products, from the Amiga 5000 to the Amiga 1000. It's also the only magazine that provides expert advice on how to get the most out of your Commodore system. It's the only magazine that provides the latest news on Commodore products and services. It's the only magazine that provides the best deals on Commodore products and services. It's the only magazine that provides the best advice on how to get the most out of your Commodore system.

Commodore Format is the best source of information on Commodore computers, software and accessories. It's the only magazine that covers all Commodore products, from the Amiga 5000 to the Amiga 1000. It's also the only magazine that provides expert advice on how to get the most out of your Commodore system. It's the only magazine that provides the latest news on Commodore products and services. It's the only magazine that provides the best deals on Commodore products and services. It's the only magazine that provides the best advice on how to get the most out of your Commodore system.

ABC

50, 135

Member of the ABC group of publications. Member since 1991.

# COMING SOON COMMODORE FORMAT 14

As another issue draws to a close, the exhausted CP team retires to think out of holidays or monetary reward but how they can strive to make the next episode in this continuing saga of software news and reviews even better than the last.

Over much scratching of heads and eating of CP Birthday Cake crumbs they decide upon the following course of action. On the PowerPack, among other treats, they plan to put an exclusive, playable demo of the Furthest Coin-Op that comes courtesy of Mirrosoft and the Campaign they call Catby. They decide too, that at the moment readers agree the November issue, they will be given a full preview of the World Of Commodore Show and details of all the events which will be taking place there. And that isn't



Will attack. Excitement aha! Super Duper Invaders are after your ears!

all there'll be to sing about. MIDI music clubs had better stay tuned for a very special feature on a new Commodore 64 Sequencer package just arrived from the states.

'Cue! And they said, "Blimey!" Knowing that the inevitable appetites of their readers would demand even more than this to keep them healthy and happy until the next issue, they would go all out to review the largest number of new releases both full priced and budget, they would fear into technical matters in inside info, bestow knowledge with Back To Basic, crack the code in Gamebusters and throw down The Gauntlet to CP readers across-mea. Until then, here's a glimpse of two forthcoming Demost releases.



Our contemporary coming from Flightstar. Doubting online scores.

## EXILE COMPO WINNERS

In CP11 we said, "Count the number of times the word 'Exile' appears in this issue. If you win, we'll give you a really good chemical waste disposal suit - er... Dr Who costume and a copy of Exile. And if you're a runner-up, we'll still give you a copy of Aurilogic's Exile." Then we wrote the rest of the mag, sniggering like the idiots we are, as we hid little Exiles where we thought you'd never find 'em. Except you did. This was probably our toughest ever congo. Why? Because we forgot where we put all the Exiles, that's why.

Anyway, the winner was 34. We listed those of you who said 28 including the mis-spell one as being correct. The winner we chose out of the bag was James Rowell. And the runners-up were Roby De Wit, Alan Johnston, J/Ross, Derek Blair, Kevin Maslin, Darren Smith, Greg Jackson, William Kaysman, Luke Harberg, John Lester and you, you too, Ross Itanshona. Well done - and never again! (We promise.)

## MAKE SURE OF YOUR COMMODORE FORMAT EVERY MONTH!

Please Mindy (or Missus) messenger, please reserve my copy of Commodore Format each month, starting with the October issue, on sale from Thursday 17th October. Thank you.

MY NAME \_\_\_\_\_

MY ADDRESS \_\_\_\_\_

\_\_\_\_\_

\_\_\_\_\_

\_\_\_\_\_

\_\_\_\_\_

\_\_\_\_\_


Don't risk the unacceptably side-effects of not getting CP regularly. Fill in this little coupon, cut it out (rather than hand over the entire magazine) and give it to your friendly messenger. This will ensure that when CF14 comes totting off the presses to take its position on the shelf, you'll be safe in the knowledge that an especially crisp edition is just waiting for you to pick it up. You see, when all around is chaos, your CP is an ool as a freer compartment. Er...

# NEXT MONTH

# SPEEDBALL

## 2

### BRUTAL DELUXE



**NOW AVAILABLE ON THE C64**

**SOME DAY, ALL SPORT WILL BE PLAYED THIS WAY**

**I**n two years since the last ball was thrown on a Speedball pitch, there are new teams, new stats and new rules. The arena is bigger, the players are tougher and the action is faster than ever before.

The challenge is this. Take control of Brutal Deluxe, the worst team in Speedball history, and turn them into champions.



Character settings are done in the gym.



A special 41 step? Ball out to a Be Floor!



For Bruce and 13 team mates there ya got to beiginally. Take a guess.



© 1989 THE C64 GROUP. ALL RIGHTS RESERVED.  
C64 GROUP IS A REGISTERED TRADEMARK OF  
C64 GROUP, INC. C64 GROUP, INC. IS A  
REGISTERED TRADEMARK OF C64 GROUP, INC.  
C64 GROUP, INC. IS A REGISTERED TRADEMARK OF  
C64 GROUP, INC.



It's good!



Follow the team captain's tips.

THE NO-HOLDS-BARRED

**SMASH**

GAME SHOW  
OF THE FUTURE

TV



COMING  
SOON!

ocean

AKkaim™

entertainment inc.

OCEAN SOFTWARE  
6 CENTRAL STREET  
MANCHESTER  
M2 9PQ  
TEL: (061) 832 6633  
FAX: (061) 834 0690

WCCAMP™ AND  
MOTOR OF THE GAME™  
ARE TRADEMARKS  
OF WCCAMP  
ENTERTAINMENT INC.

© 1994  
ELECTRONIC GAMES, INC.